



UK
FINANCE

Mortgage Arrears and Possessions



Release date: 10 November 2022

UK Finance: Mortgage Arrears and Possessions Update Quarter 3 2022

- There were 74,440 homeowner mortgages in arrears of 2.5 per cent or more of the outstanding balance in the third quarter of 2022, 1 per cent fewer than in the previous quarter.
- Within the total, there were 28,910 homeowner mortgages with more significant arrears (representing 10 per cent or more of the outstanding balance). This was unchanged from the previous quarter.
- There were 5,760 buy-to-let mortgages in arrears of 2.5 per cent or more of the outstanding balance in the third quarter of 2022, 2 per cent greater than in the previous quarter.
- Within the total, there were 1,780 buy-to-let mortgages with more significant arrears (representing 10 per cent or more of the outstanding balance). This was 1 per cent fewer than in the previous quarter.
- 700 homeowner mortgaged properties were taken into possession in the third quarter of 2022, 15 per cent greater than in the previous quarter.
- 390 buy-to-let mortgaged properties were taken into possession in the third quarter of 2022, 11 per cent greater than in the previous quarter.

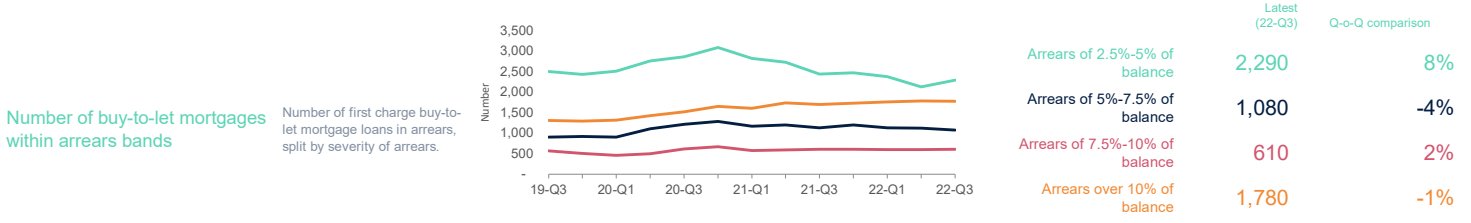
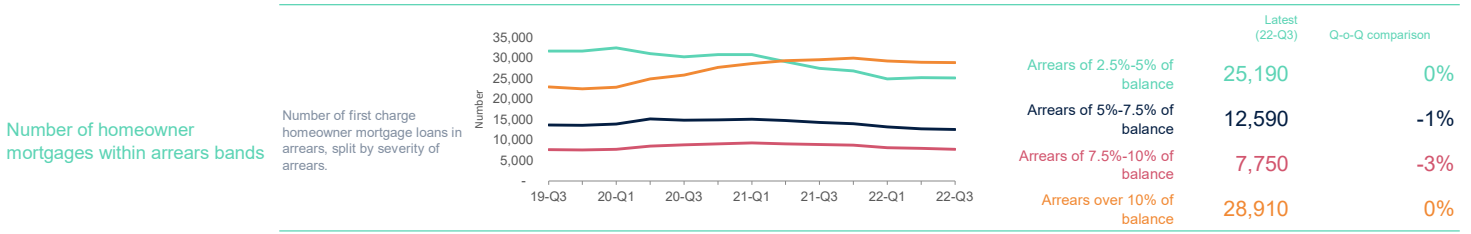
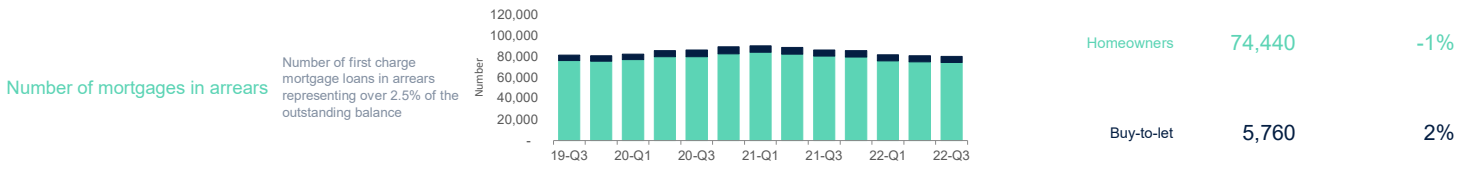
Notes to Editor

- 1 For more information please call the UK Finance press office on 020 7416 6750 or mail press@ukfinance.org.uk.
- 2 UK Finance is the collective voice for the banking and finance industry. Representing more than 250 firms across the industry, we act to enhance competitiveness, support customers and facilitate innovation.
- 3 The data shown are for first charge mortgages only. Figures are reported by most UK Finance mortgage members and presented here on a grossed-up basis from that sample to reflect total market size.
- 4 Arrears and possessions figures are for the UK as a whole. There is no breakdown of data for English regions or for individual countries in the UK.
- 5 The Ministry of Justice publishes mortgage and landlord possession statistics, which can be found here: <https://www.gov.uk/government/collections/mortgage-and-landlord-possession-statistics>. These include quarterly national statistics on possession claim actions in county courts by mortgage lenders and social and private landlords.

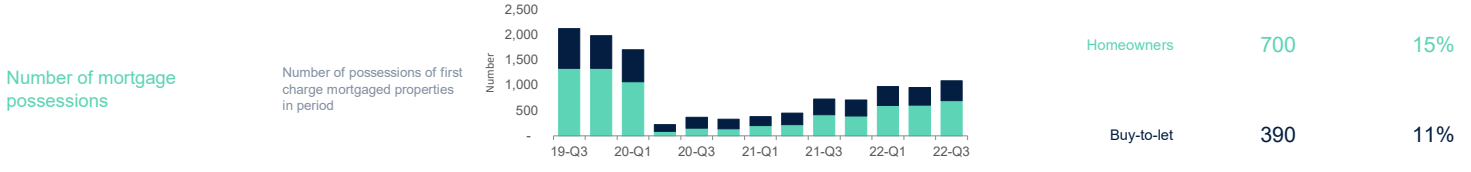
Next update:

16/02/2023 (prov)

Mortgage Arrears



Mortgage Possessions



Next update:

Release date: 10 November 2022

Mortgages outstanding (000s)		19-Q3	19-Q4	20-Q1	20-Q2	20-Q3	20-Q4	21-Q1	21-Q2	21-Q3	21-Q4	22-Q1	22-Q2	22-Q3	Source table
Number of mortgages outstanding (000s)	Homeowners	8,990	9,020	9,000	8,970	8,960	8,980	8,980	8,990	8,980	8,960	8,940	8,930	8,920	AP2
	Buy-to-let	1,930	1,940	1,960	1,960	1,970	1,980	2,000	2,020	2,030	2,030	2,040	2,040	2,050	AP2
Mortgages in arrears (number)		19-Q3	19-Q4	20-Q1	20-Q2	20-Q3	20-Q4	21-Q1	21-Q2	21-Q3	21-Q4	22-Q1	22-Q2	22-Q3	Source table
Arrears of 2.5%-5% of balance	Homeowners	31,750	31,740	32,550	31,090	30,370	30,880	30,920	29,170	27,530	26,860	24,990	25,240	25,190	AP2
	Buy-to-let	2,500	2,430	2,510	2,760	2,860	3,090	2,820	2,730	2,440	2,470	2,380	2,130	2,290	AP2
Arrears of 5%-7.5% of balance	Homeowners	13,660	13,580	13,900	15,180	14,840	14,950	15,050	14,770	14,310	13,980	13,210	12,750	12,590	AP2
	Buy-to-let	910	920	910	1,110	1,220	1,290	1,170	1,200	1,130	1,200	1,130	1,120	1,080	AP2
Arrears of 7.5%-10% of balance	Homeowners	7,680	7,590	7,760	8,470	8,840	9,060	9,340	9,070	8,870	8,780	8,150	7,980	7,750	AP2
	Buy-to-let	570	510	460	500	620	670	580	590	610	610	600	600	610	AP2
Arrears over 10% of balance	Homeowners	23,020	22,520	22,880	24,970	25,850	27,720	28,700	29,370	29,660	30,020	29,350	29,030	28,910	AP2
	Buy-to-let	1,310	1,300	1,320	1,430	1,520	1,650	1,610	1,740	1,700	1,730	1,760	1,790	1,780	AP2
All arrears of over 2.5% of balance	Homeowners	76,110	75,430	77,090	79,710	79,900	82,610	84,010	82,380	80,370	79,640	75,700	75,000	74,440	AP2
	Buy-to-let	5,290	5,160	5,200	5,800	6,220	6,700	6,180	6,260	5,880	6,010	5,870	5,640	5,760	AP2
Mortgages in arrears (% of mortgages outstanding)		19-Q3	19-Q4	20-Q1	20-Q2	20-Q3	20-Q4	21-Q1	21-Q2	21-Q3	21-Q4	22-Q1	22-Q2	22-Q3	Source table
Arrears of 2.5%-5% of balance	Homeowners	0.35%	0.35%	0.36%	0.35%	0.34%	0.34%	0.34%	0.32%	0.31%	0.30%	0.28%	0.28%	0.28%	AP2
	Buy-to-let	0.13%	0.13%	0.13%	0.14%	0.15%	0.16%	0.14%	0.14%	0.12%	0.12%	0.12%	0.10%	0.11%	AP2
Arrears of 5%-7.5% of balance	Homeowners	0.15%	0.15%	0.15%	0.17%	0.17%	0.17%	0.17%	0.16%	0.16%	0.16%	0.15%	0.14%	0.14%	AP2
	Buy-to-let	0.05%	0.05%	0.05%	0.06%	0.06%	0.07%	0.06%	0.06%	0.06%	0.06%	0.06%	0.05%	0.05%	AP2
Arrears of 7.5%-10% of balance	Homeowners	0.09%	0.08%	0.09%	0.09%	0.10%	0.10%	0.10%	0.10%	0.10%	0.10%	0.09%	0.09%	0.09%	AP2
	Buy-to-let	0.03%	0.03%	0.02%	0.03%	0.03%	0.03%	0.03%	0.03%	0.03%	0.03%	0.03%	0.03%	0.03%	AP2
Arrears over 10% of balance	Homeowners	0.26%	0.25%	0.25%	0.28%	0.29%	0.31%	0.32%	0.33%	0.33%	0.34%	0.33%	0.33%	0.32%	AP2
	Buy-to-let	0.07%	0.07%	0.07%	0.07%	0.08%	0.08%	0.08%	0.09%	0.08%	0.09%	0.09%	0.09%	0.09%	AP2
All arrears of over 2.5% of balance	Homeowners	0.85%	0.84%	0.86%	0.89%	0.89%	0.92%	0.94%	0.92%	0.89%	0.89%	0.85%	0.84%	0.83%	AP2
	Buy-to-let	0.27%	0.27%	0.27%	0.30%	0.32%	0.34%	0.31%	0.31%	0.29%	0.30%	0.29%	0.28%	0.28%	AP2
Mortgage possessions (number)		19-Q3	19-Q4	20-Q1	20-Q2	20-Q3	20-Q4	21-Q1	21-Q2	21-Q3	21-Q4	22-Q1	22-Q2	22-Q3	Source table
	Homeowners	1,340	1,340	1,070	90	150	140	200	220	420	390	600	610	700	AP4
	Buy-to-let	790	650	640	130	220	190	180	230	310	320	380	350	390	AP4

UK Finance publishes aggregate information on mortgages based on data supplied by our members, and grossed up to estimate total market size.

Source data tables are available to UK Finance members or data associates from www.ukfinance.org.uk/industry-data-tables.
For information or enquiries, please contact ukfstatistics@ukfinance.org.uk

For media enquiries, journalists should contact press@ukfinance.org.uk

Next update: 11 November 2021