

Mortgage Arrears and Possessions Update



Release date: 07 November 2024

UK Finance: Mortgage Arrears and Possessions Update Quarter 3 2024

- There were 93,630 homeowner mortgages in arrears of 2.5 per cent or more of the outstanding balance in the third quarter of 2024, 3 per cent fewer than in the previous quarter.
- Within the total, there were 32,860 homeowner mortgages in the lightest arrears band (representing between 2.5 and 5 per cent of the outstanding balance). This was 5 per cent fewer than in the previous quarter.
- There were 13,000 buy-to-let mortgages in arrears of 2.5 per cent or more of the outstanding balance in the third quarter of 2024, 4 per cent fewer than in the previous quarter.
- Within the total, there were 5,070 buy-to-let mortgages in the lightest arrears band (representing between 2.5 and 5 per cent of the outstanding balance). This was 10 per cent fewer than in the previous quarter.
- Mortgages in arrears accounted for 1.08 per cent of all homeowner mortgages outstanding, and 0.67 per cent of all buy-to-let mortgages outstanding in the third quarter of 2024.
- 990 homeowner mortgaged properties were taken into possession in the third quarter of 2024, 1 per cent greater than in the previous quarter.
- 710 buy-to-let mortgaged properties were taken into possession in the third quarter of 2024, unchanged from the previous quarter.

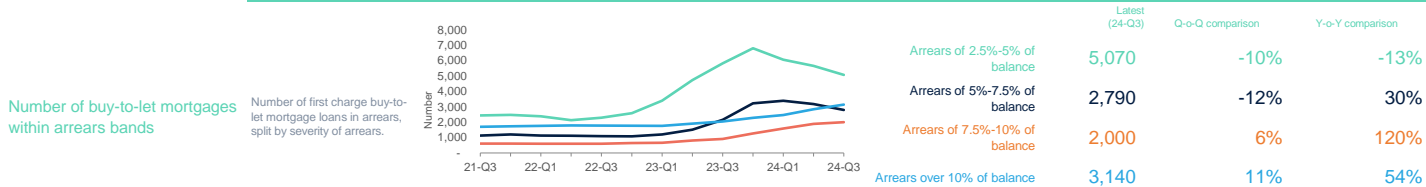
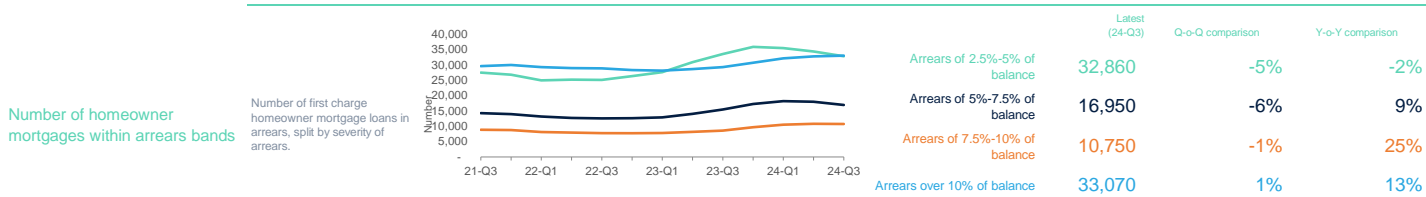
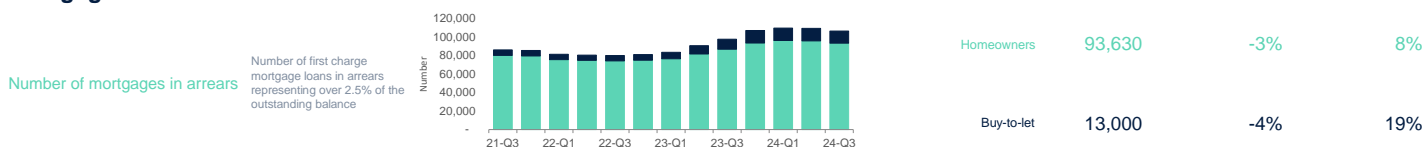
Notes to Editor

- 1 For more information please call the UK Finance press office on 020 7416 6750 or mail press@ukfinance.org.uk.
- 2 UK Finance is the collective voice for the banking and finance industry. Representing more than 250 firms across the industry, we act to enhance competitiveness, support customers and facilitate innovation.
- 3 The data shown are for first charge mortgages only. Figures are reported by most UK Finance mortgage members and presented here on a grossed-up basis from that sample to reflect total market size.
- 4 Arrears and possessions figures are for the UK as a whole. There is no breakdown of data for English regions or for individual countries in the UK.
- 5 The Ministry of Justice publishes mortgage and landlord possession statistics, which can be found here: <https://www.gov.uk/government/collections/mortgage-and-landlord-possession-statistics>. These include quarterly national statistics on possession claim actions in county courts by mortgage lenders and social and private landlords.

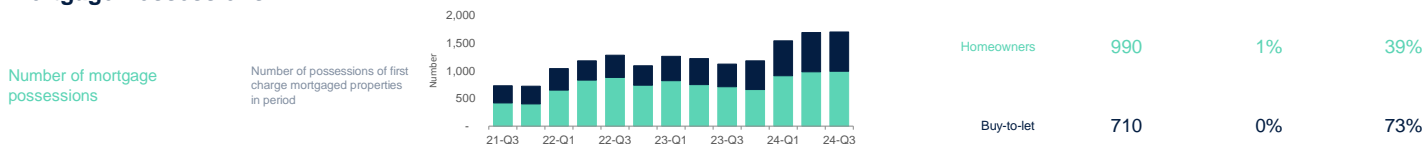
Next update:

06 February 2025

Mortgage Arrears



Mortgage Possessions



Next update: 06 February 2025

Release date: 07 November 2024

Mortgages outstanding (000s)		21-Q3	21-Q4	22-Q1	22-Q2	22-Q3	22-Q4	23-Q1	23-Q2	23-Q3	23-Q4	24-Q1	24-Q2	24-Q3	Source table
Number of mortgages outstanding (000s)	Homeowners	8,980	8,960	8,940	8,930	8,920	8,890	8,840	8,800	8,770	8,770	8,730	8,710	8,700	AP2
	Buy-to-let	2,030	2,030	2,040	2,050	2,050	2,050	2,040	2,030	2,000	1,980	1,970	1,960	1,950	AP2
Mortgages in arrears (number)		21-Q3	21-Q4	22-Q1	22-Q2	22-Q3	22-Q4	23-Q1	23-Q2	23-Q3	23-Q4	24-Q1	24-Q2	24-Q3	Source table
Arrears of 2.5%-5% of balance	Homeowners	27,530	26,860	25,000	25,250	25,170	26,390	27,690	30,920	33,590	35,940	35,520	34,420	32,860	AP2
	Buy-to-let	2,440	2,470	2,380	2,130	2,290	2,580	3,400	4,730	5,820	6,800	6,060	5,660	5,070	AP2
Arrears of 5%-7.5% of balance	Homeowners	14,310	13,980	13,200	12,740	12,590	12,640	12,910	14,070	15,480	17,270	18,220	18,030	16,950	AP2
	Buy-to-let	1,130	1,200	1,130	1,120	1,090	1,080	1,200	1,510	2,150	3,220	3,390	3,180	2,790	AP2
Arrears of 7.5%-10% of balance	Homeowners	8,870	8,790	8,150	7,980	7,760	7,750	7,840	8,200	8,590	9,720	10,510	10,820	10,750	AP2
	Buy-to-let	610	610	600	600	600	640	660	810	910	1,270	1,590	1,890	2,000	AP2
Arrears over 10% of balance	Homeowners	29,650	30,010	29,350	29,030	28,900	28,390	28,180	28,690	29,350	30,760	32,170	32,820	33,070	AP2
	Buy-to-let	1,700	1,730	1,760	1,790	1,780	1,770	1,760	1,910	2,040	2,280	2,460	2,840	3,140	AP2
All arrears of over 2.5% of balance	Homeowners	80,360	79,640	75,700	75,000	74,420	75,170	76,620	81,880	87,010	93,690	96,420	96,090	93,630	AP2
	Buy-to-let	5,880	6,010	5,870	5,640	5,760	6,070	7,020	8,960	10,920	13,570	13,500	13,570	13,000	AP2
Mortgages in arrears (% of mortgages outstanding)		21-Q3	21-Q4	22-Q1	22-Q2	22-Q3	22-Q4	23-Q1	23-Q2	23-Q3	23-Q4	24-Q1	24-Q2	24-Q3	Source table
Arrears of 2.5%-5% of balance	Homeowners	0.31%	0.30%	0.28%	0.28%	0.28%	0.30%	0.31%	0.35%	0.38%	0.41%	0.41%	0.40%	0.38%	AP2
	Buy-to-let	0.12%	0.12%	0.12%	0.10%	0.11%	0.13%	0.17%	0.23%	0.29%	0.34%	0.31%	0.29%	0.26%	AP2
Arrears of 5%-7.5% of balance	Homeowners	0.16%	0.16%	0.15%	0.14%	0.14%	0.14%	0.15%	0.16%	0.18%	0.20%	0.21%	0.21%	0.19%	AP2
	Buy-to-let	0.06%	0.06%	0.06%	0.05%	0.05%	0.05%	0.06%	0.07%	0.11%	0.16%	0.17%	0.16%	0.14%	AP2
Arrears of 7.5%-10% of balance	Homeowners	0.10%	0.10%	0.09%	0.09%	0.09%	0.09%	0.09%	0.09%	0.10%	0.11%	0.12%	0.12%	0.12%	AP2
	Buy-to-let	0.03%	0.03%	0.03%	0.03%	0.03%	0.03%	0.03%	0.04%	0.05%	0.06%	0.08%	0.10%	0.10%	AP2
Arrears over 10% of balance	Homeowners	0.33%	0.33%	0.33%	0.33%	0.32%	0.32%	0.32%	0.33%	0.33%	0.35%	0.37%	0.38%	0.38%	AP2
	Buy-to-let	0.08%	0.09%	0.09%	0.09%	0.09%	0.09%	0.09%	0.09%	0.10%	0.12%	0.12%	0.14%	0.16%	AP2
All arrears of over 2.5% of balance	Homeowners	0.89%	0.89%	0.85%	0.84%	0.83%	0.85%	0.87%	0.93%	0.99%	1.07%	1.10%	1.10%	1.08%	AP2
	Buy-to-let	0.29%	0.30%	0.29%	0.28%	0.28%	0.30%	0.34%	0.44%	0.55%	0.69%	0.69%	0.69%	0.67%	AP2
Mortgage possessions (number)		21-Q3	21-Q4	22-Q1	22-Q2	22-Q3	22-Q4	23-Q1	23-Q2	23-Q3	23-Q4	24-Q1	24-Q2	24-Q3	Source table
	Homeowners	420	400	650	830	880	740	820	750	710	660	910	980	990	AP4
	Buy-to-let	310	320	390	350	400	350	440	470	410	520	630	710	710	AP4

UK Finance publishes aggregate information on mortgages based on data supplied by our members, and grossed up to estimate total market size.

Source data tables are available to UK Finance members or data associates from www.ukfinance.org.uk/industry-data-tables.

For information or enquiries, please contact ukfstatistics@ukfinance.org.uk

For media enquiries, journalists should contact press@ukfinance.org.uk

Next update: 6 February 2024 (prov)