

# Card Expenditure Statistics

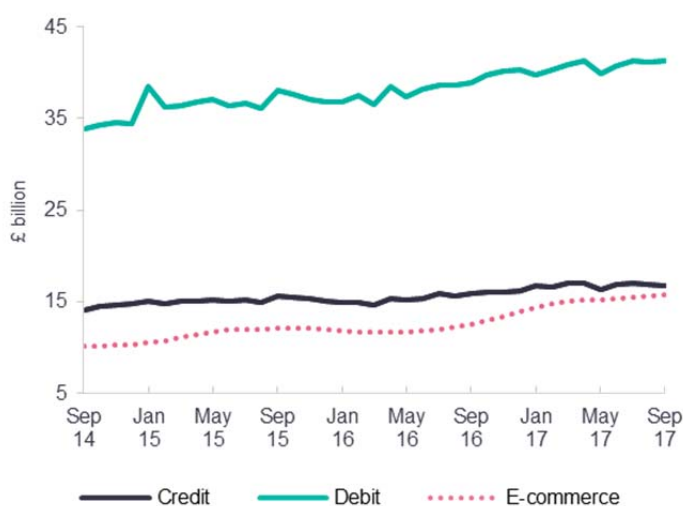
## September 2017



	Total spending (£ billions)		Spending growth rate (rolling 12 months)		Number of purchases (millions)	
	September 2017	September 2016	September 2017	September 2016	September 2017	September 2016
All cards	58.0	54.8	7.9%	3.5%	1,406	1,265
of which online	15.6	13.3	26.0%	5.0%	190	157
Debit cards	41.3	39.0	7.6%	4.0%	1,098	980
Credit cards	16.8	15.9	8.5%	2.4%	307	286

Unless otherwise stated all data referred to are seasonally adjusted and depict the underlying trend. The X12 ARIMA monthly seasonal adjustments include trading days and leap years. Unadjusted data are located in tables 3A to 3D. Annual growth rates are based on twelve-month rolling periods.

### Monthly card expenditure

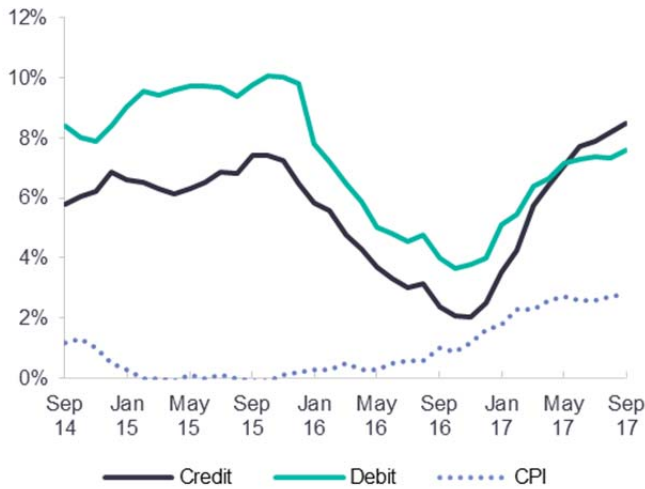


The **number of card payments** increased slightly (+0.4%) between August and September amounting to 1.4 billion transactions. **Contactless payments** have been gaining prominence in recent years, increasing in market share on a sustained basis. The number of contactless payments accounted for 35% of total purchases in September 2017.

Total **card spending** was virtually unchanged on August, with £58.0 billion spent during month. Of this just £15.6 billion was **online**, down 3.1% month on month, but up 26.0% annually.

The vast majority of **online spending** is within the service sector, which accounts for just over three-quarters (76%) of the total. Of this portion, just over one-third (34%) is comprised of financial services.

## Annual growth rates (12 rolling months)

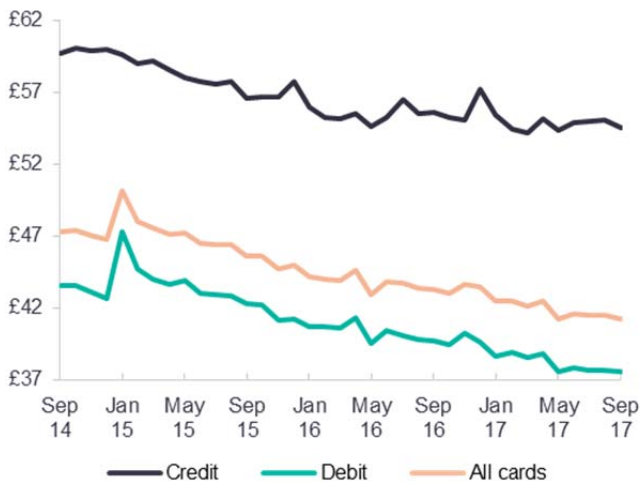


The annual rate of growth of **card spending** (+7.9%) continued to accelerate, in part a reflection of the continuing long-term trend of migration from cash payments. Rising inflation has been another factor, with the main contributors<sup>1</sup> being rising prices for food and recreational goods, along with transport costs.

**Debit card** spending grew by 7.6%, with **credit card** purchases up by 8.5%. Growth in the **services** sector continued to accelerate, with a near double digit increase (+9.6%), while within **retail sales** growth amounted to 5.8%.

Strong growth in services has been evident across most sectors, in particular **hotels** (+23.0%), **other bespoke services** (+18.2%) and **entertainment** (+14.0%). Within retail sales, **food & drink** was up 5.5%, with **automotive fuels** increasing by 12.3%

## Average transaction values



With the growth rates in the number of transactions consistently exceeding growth in spending, **average transaction values** (ATV) have trended down over a sustained period. In September 2017, volumes grew annually by 12.7%, with spending up by 9.6%

The ATV for all cards fell by 21p during the month to £41.28. This was mainly driven by credit cards, which registered a fall of 62p to £54.50. The ATV for debit cards stood at £37.58 (-9p). Meanwhile the **online** ATV decreased by £3.49 to £82.39.

Within the sectors, the **retail sales** ATV rose by 6p to £29.77, and the ATV for **services** fell by 85p to £61.12. The largest decrease was in **financial services**, which recorded a monthly fall of £8.76 to £313.89. **Other services** registered the largest increase, growing by £1.99 to £106.83 during the month.

1. Source: Office for National Statistics

## Sector analysis (spending growth) (Seasonally adjusted, Tables 2)

Sub-sector	Annual growth*	Monthly growth
Automotive fuels	12.3%	1.6%
Mixed business	7.7%	-0.2%
Other retail	5.8%	0.1%
Food & drink	5.5%	0.5%
Household	3.0%	0.6%
Clothing	2.6%	-1.4%
<b>Retail sales</b>	<b>5.8%</b>	<b>0.3%</b>
Hotels	22.9%	-6.1%
Other services	18.2%	0.8%
Entertainment	14.0%	-1.4%
Travel	5.3%	-1.7%
Financial services	4.0%	1.8%
Vehicle sales & services	-5.5%	-2.6%
<b>Services</b>	<b>9.6%</b>	<b>-0.4%</b>

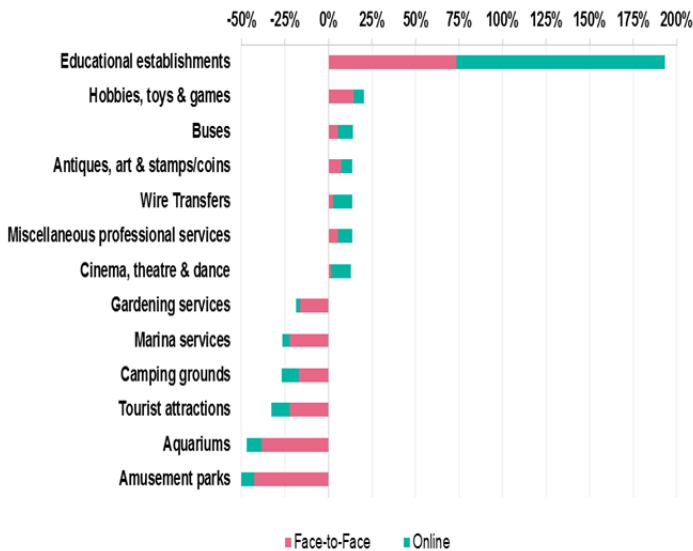
\* Rolling 12 months

Annual growth continued to be strong across most sectors. That said, on a monthly basis growth was more modest with spending within the **retail sector** was up by just 0.3% to £26.5 billion. This was driven by **food & drink** (+0.5%) and **automotive fuels** (+1.6%).

Spending in the **services sector** fell by 0.4% to £31.5 billion, following on from a -0.9% decrease between July and August. It is worth noting this slowdown are relative to a record July spend of just under £32 billion.

The biggest contributors to the decline in card spending in services, were sectors linked to leisure pursuits – **hotels entertainment** and **travel**, most likely a reflection of the end of the summer holiday season. However, spending on **other services** was up by 0.8% to £9.3 billion, while spending on **financial services** increased by 1.8% to £7.7 billion.

## Largest changes in card spending between August and September\*\*

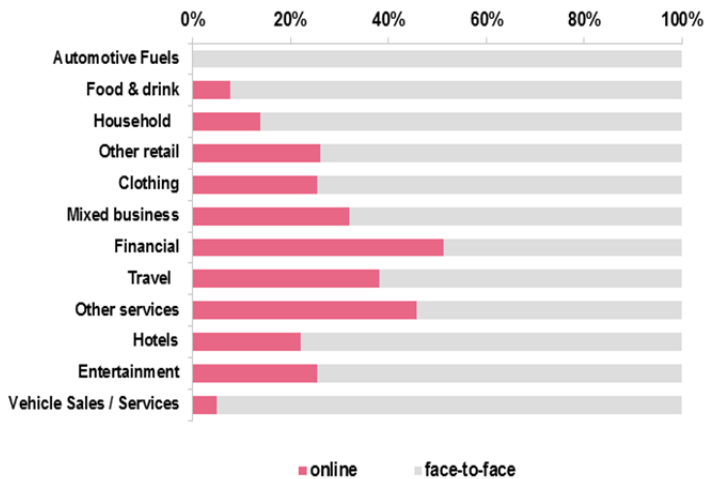


Spending on educational establishments increased significantly (+193%) during the month and reflecting preparation for the new academic year. The end of the summer holiday season was also evident in reduced spending at related merchants – **gardening, camping, marina services** and **amusement parks**.

There were also notable growth in a wide variety of other merchants, ranging from **transportation, financial services** and **hobbies**.

\*\*not seasonally adjusted. For representation the chart scale will sometimes not reflect the full extent of the change.

## Sector analysis (Online)



Highest merchant categories	Online share
Catalogues	93.7%
Digital entertainment	87.5%
Computer programming	78.9%
Security Brokers and Dealers	76.5%
Wire transfers	76.4%
Government services	75.5%
Cinema, theatre & dance	61.9%
Lowest merchant categories	Online share
Pawn shops	0.6%
Vehicle sales	1.4%
Public houses	1.5%
Veterinary services	2.0%
Funeral services	2.2%
Laundry & cleaning	2.3%
Luggage & leather goods	2.9%

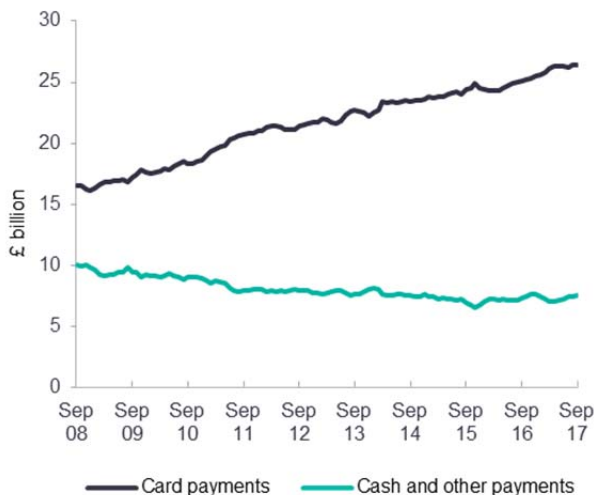
While online **volumes** increased to 190 million (+1.0%), corresponding **spending** decreased by 3.1% during the month to £15.6 billion. This follows on from a peak of £16.2 billion in July 2017, but still above levels recorded earlier in the year.

In terms of **market share**, online spending accounted for 27.0% of total card spending in September, up from 24.3% a year ago. The number of payments online accounted for 13.5% of total card payments, up around one percentage point on 12 months ago.

Within **retail sales**, 8.8% of card purchases were made online, corresponding to 14.3% of spending. The highest proportion (31.3%) of retail spending online was registered in the **mixed business** sub-sector, with the majority coming from **catalogue** sales. **Clothing** (26.3%) and **other retail** (24.3%) sub-sectors also recorded relatively high proportions of online sales.

In the **services** sector 21.6% of card payments were made via the internet, equating to 37.6% of the value. The highest proportion of services spending was registered within **financial services** (52.8%) followed by **other services** (44.1%). **Travel** (39.7%) and **hotels** (22.1%) also exhibited high e-commerce traffic, driven by spending on **airlines** and **travel agents**.

## Card spending within national retail sales



Retail sales form a significant part of household spending in the UK. **Card payments share** of total **retail sales** (including automotive fuels) amounted to 77.8% in September. **Debit cards** accounted for 53.8% of retail sales, while **credit cards** share stood at 24.0%.

The share of spending within **food & drink** accounted for by cards reached 76.6%, up from 73.7% a year ago. In comparison to food & drink, almost all expenditure on **automotive fuels** was accounted for by cards at 90.5%, up from 86.4% in September 2016. These trends reflect the increasing use of cards over cash within the retail space.

# Table 1 Card expenditure statistics (seasonally adjusted)

## Summary

Number of purchase transactions (millions)										Value of purchase transactions (£ millions)								
All sectors			Retail sales			Services			All sectors			Retail sales			Services			
	Credit	Debit	Total	Credit	Debit	Total	Credit	Debit	Total	Credit	Debit	Total	Credit	Debit	Total	Credit	Debit	Total
<b>Annual</b>																		
2012	2,381	7,850	10,231	1,623	5,645	7,268	758	2,205	2,963	153,461	346,506	499,967	81,135	175,613	256,748	72,326	170,893	243,219
2013	2,530	8,348	10,878	1,715	5,919	7,634	815	2,429	3,244	159,501	372,746	532,247	84,163	181,792	265,955	75,339	190,954	266,293
2014	2,799	9,253	12,053	1,873	6,445	8,318	926	2,808	3,735	170,460	404,061	574,521	87,590	193,537	281,127	82,870	210,524	293,394
2015	3,134	10,263	13,397	2,090	6,901	8,991	1,044	3,362	4,406	181,529	443,667	625,196	91,285	199,223	290,508	90,244	244,444	334,688
2016	3,348	11,485	14,832	2,193	7,496	9,690	1,154	3,988	5,143	186,086	461,443	647,529	91,935	206,622	298,557	94,151	254,821	348,972
<b>Monthly</b>																		
2016 Sep	286	980	1,265	187	639	827	98	340	439	15,868	38,958	54,826	7,763	17,357	25,120	8,105	21,601	29,706
Oct	291	1,006	1,297	191	650	841	100	356	456	16,061	39,706	55,767	7,911	17,695	25,606	8,150	22,011	30,161
Nov	289	999	1,288	190	639	829	100	359	459	15,955	40,246	56,201	7,791	17,529	25,320	8,164	22,716	30,880
Dec	283	1,019	1,302	180	658	838	103	361	464	16,208	40,363	56,571	7,562	17,893	25,454	8,646	22,471	31,116
2017 Jan	301	1,029	1,330	197	655	852	104	374	478	16,680	39,834	56,514	8,139	17,834	25,972	8,541	22,000	30,542
Feb	304	1,034	1,339	201	663	864	104	371	475	16,576	40,297	56,873	8,076	17,812	25,888	8,500	22,485	30,985
Mar	313	1,061	1,374	206	680	886	107	381	488	16,959	40,890	57,850	8,237	18,185	26,422	8,723	22,705	31,428
Apr	308	1,064	1,372	200	681	882	107	383	490	16,980	41,314	58,294	8,343	18,370	26,713	8,637	22,944	31,581
May	301	1,062	1,363	195	668	863	106	394	500	16,374	39,894	56,268	8,009	17,825	25,833	8,366	22,069	30,435
Jun	307	1,076	1,383	198	686	884	109	390	499	16,829	40,708	57,536	8,144	18,207	26,351	8,685	22,500	31,185
Jul	310	1,097	1,407	198	687	885	112	409	521	17,053	41,349	58,402	8,178	18,237	26,415	8,875	23,112	31,987
Aug	307	1,093	1,400	196	692	889	111	401	511	16,922	41,168	58,090	8,096	18,309	26,405	8,826	22,859	31,686
Sep	307	1,098	1,406	196	693	890	111	405	516	16,760	41,270	58,030	8,136	18,350	26,486	8,624	22,920	31,544
<b>Rolling 12 months growth rates (%)</b>																		
<b>Annual</b>																		
2012	5.3	8.6	7.8	4.3	6.5	6.0	7.5	14.5	12.6	1.5	6.0	4.6	2.8	6.2	5.1	0.1	5.9	4.1
2013	6.3	6.3	6.3	5.7	4.8	5.0	7.5	10.2	9.5	3.9	7.6	6.5	3.7	3.5	3.6	4.2	11.7	9.5
2014	10.6	10.8	10.8	9.2	8.9	9.0	13.7	15.6	15.1	6.9	8.4	7.9	4.1	6.5	5.7	10.0	10.2	10.2
2015	12.0	10.9	11.2	11.6	7.1	8.1	12.7	19.7	18.0	6.5	9.8	8.8	4.2	2.9	3.3	8.9	16.1	14.1
2016	6.8	11.9	10.7	4.9	8.6	7.8	10.6	18.6	16.7	2.5	4.0	3.6	0.7	3.7	2.8	4.3	4.2	4.3
<b>Monthly</b>																		
2016 Sep	7.5	11.8	10.8	6.1	8.5	8.0	10.1	18.7	16.6	2.4	4.0	3.5	1.1	3.5	2.7	3.7	4.4	4.2
Oct	6.8	11.8	10.6	5.4	8.5	7.8	9.7	18.7	16.5	2.1	3.7	3.2	1.0	3.5	2.7	3.2	3.9	3.7
Nov	6.6	11.6	10.4	5.0	8.5	7.7	9.7	18.2	16.2	2.0	3.8	3.3	0.7	3.4	2.6	3.4	4.1	3.9
Dec	6.8	11.9	10.7	4.9	8.6	7.8	10.6	18.6	16.7	2.5	4.0	3.6	0.7	3.7	2.8	4.3	4.2	4.3
2017 Jan	7.4	12.2	11.0	5.6	8.7	8.0	10.9	19.2	17.2	3.5	5.1	4.7	1.5	4.0	3.2	5.5	6.0	5.9
Feb	7.7	12.0	11.0	6.0	8.8	8.1	11.0	18.6	16.8	4.3	5.5	5.1	2.2	4.2	3.5	6.4	6.5	6.5
Mar	8.8	12.8	11.9	7.1	9.3	8.8	12.1	19.8	18.0	5.8	6.4	6.2	3.2	4.6	4.2	8.4	7.9	8.0
Apr	9.1	13.1	12.2	7.5	9.7	9.2	12.2	19.9	18.2	6.4	6.6	6.6	4.0	5.1	4.8	8.9	7.9	8.1
May	9.2	13.2	12.3	7.5	9.7	9.2	12.6	20.1	18.4	7.1	7.2	7.1	4.4	5.2	5.0	9.8	8.8	9.0
Jun	9.5	13.3	12.5	7.9	9.8	9.3	12.7	20.4	18.6	7.7	7.3	7.4	4.9	5.4	5.3	10.5	8.8	9.3
Jul	9.8	13.4	12.6	8.2	9.7	9.3	12.8	20.7	18.9	7.9	7.4	7.5	5.0	5.4	5.3	10.8	9.0	9.5
Aug	9.8	13.2	12.4	8.1	9.6	9.2	13.1	20.1	18.5	8.2	7.3	7.6	5.0	5.5	5.3	11.4	8.8	9.5
Sep	10.1	13.4	12.7	8.4	9.8	9.5	13.5	20.4	18.8	8.5	7.6	7.9	5.4	5.9	5.8	11.5	9.0	9.6

Data are seasonally adjusted and depict the underlying trend. The X12 ARIMA monthly seasonal adjustments include trading days and leap years.

## Table 1 Card expenditure statistics - Online (seasonally adjusted)

### Online Summary

	Number of purchase transactions (millions)									Value of purchase transactions (£ millions)								
	All sectors			Retail sales			Services			All sectors			Retail sales			Services		
	Credit	Debit	Total	Credit	Debit	Total	Credit	Debit	Total	Credit	Debit	Total	Credit	Debit	Total	Credit	Debit	Total
<b>Annual</b>																		
2014	508	775	1,283	277	260	537	230	515	746	35,318	84,079	119,397	15,079	15,141	30,220	20,239	68,938	89,177
2015	659	974	1,632	398	332	730	261	642	903	41,951	100,136	142,087	17,785	18,212	35,997	24,166	81,924	106,090
2016	770	1,058	1,827	483	366	849	286	691	978	45,807	107,455	153,263	19,385	19,644	39,029	26,422	87,812	114,234
<b>Monthly</b>																		
2016 Sep	67	91	157	43	30	73	24	60	84	4,040	9,277	13,317	1,737	1,674	3,411	2,303	7,603	9,906
Oct	69	92	161	44	31	75	25	61	87	4,167	9,867	14,034	1,777	1,727	3,503	2,391	8,140	10,531
Nov	75	97	172	49	33	82	26	63	89	4,314	10,932	15,245	1,822	1,766	3,588	2,492	9,166	11,657
Dec	68	94	161	43	31	74	25	62	87	4,079	10,151	14,229	1,619	1,607	3,226	2,459	8,544	11,003
2017 Jan	78	103	181	52	35	87	27	67	94	4,624	10,094	14,718	1,951	1,814	3,765	2,674	8,279	10,953
Feb	80	103	183	53	35	88	27	69	95	4,779	10,078	14,857	1,963	1,765	3,728	2,816	8,313	11,129
Mar	83	108	191	55	37	92	27	71	99	4,991	10,420	15,411	2,097	1,816	3,913	2,894	8,604	11,498
Apr	70	103	173	43	34	78	26	69	95	4,572	10,471	15,043	1,812	1,739	3,551	2,760	8,731	11,492
May	79	112	191	51	37	87	29	75	104	4,985	10,809	15,793	2,099	1,846	3,945	2,886	8,962	11,849
Jun	76	102	178	48	35	82	28	67	95	5,026	10,631	15,658	2,041	1,790	3,832	2,985	8,841	11,826
Jul	77	109	186	47	35	83	30	74	104	5,118	11,073	16,191	2,048	1,804	3,852	3,070	9,269	12,339
Aug	78	110	188	48	36	83	30	74	105	5,165	10,979	16,144	2,092	1,850	3,942	3,073	9,129	12,202
Sep	73	117	190	44	35	78	29	83	112	4,799	10,849	15,648	1,964	1,834	3,798	2,835	9,014	11,849
<b>Year-on-year growth rates (percentages)</b>																		
<b>Annual</b>																		
2015	29.8	25.6	27.3	43.5	27.8	35.9	13.3	24.5	21.1	18.8	19.1	19.0	17.9	20.3	19.1	19.4	18.8	19.0
2016	16.8	8.6	11.9	21.5	10.3	16.4	9.6	7.8	8.3	9.2	7.3	7.9	9.0	7.9	8.4	9.3	7.2	7.7
<b>Monthly</b>																		
2016 Sep	14.7	10.7	12.3	21.3	15.1	18.5	5.3	8.5	7.6	7.2	4.1	5.0	7.5	9.8	8.7	6.9	2.8	3.8
Oct	14.1	9.8	11.6	19.4	12.5	16.3	6.4	8.4	7.8	7.1	4.6	5.3	7.9	9.2	8.5	6.4	3.6	4.3
Nov	15.0	8.5	11.1	20.2	10.7	15.9	7.1	7.4	7.3	7.2	5.9	6.2	7.8	7.9	7.9	6.7	5.4	5.7
Dec	16.8	8.6	11.9	21.5	10.3	16.4	9.6	7.8	8.3	9.2	7.3	7.9	9.0	7.9	8.4	9.3	7.2	7.7
2017 Jan	20.0	10.3	14.2	25.1	12.1	19.2	12.1	9.4	10.2	13.2	9.9	10.9	12.6	9.7	11.1	13.6	9.9	10.8
Feb	20.0	10.3	14.2	25.5	11.1	19.0	11.5	9.9	10.4	14.5	10.7	11.8	13.8	8.5	11.1	15.0	11.2	12.0
Mar	22.6	12.7	16.7	28.3	12.3	21.1	13.5	12.9	13.1	18.1	13.3	14.7	16.8	9.3	13.0	19.1	14.2	15.3
Apr	22.0	14.0	17.3	26.8	12.3	20.3	14.3	14.9	14.7	19.6	15.0	16.4	17.1	9.2	13.1	21.4	16.3	17.5
May	22.5	15.3	18.2	26.8	12.2	20.3	15.4	16.9	16.5	21.8	17.2	18.6	18.7	8.9	13.7	24.1	19.2	20.3
Jun	22.9	16.0	18.8	26.7	12.2	20.2	16.6	18.1	17.7	24.6	19.7	21.1	20.5	8.7	14.5	27.6	22.3	23.5
Jul	24.5	18.0	20.7	28.3	13.9	21.8	18.4	20.2	19.7	26.7	22.7	23.9	23.2	10.7	16.9	29.2	25.4	26.3
Aug	24.2	19.1	21.2	27.6	13.5	21.4	18.4	22.2	21.1	28.2	24.0	25.3	24.6	10.4	17.4	30.9	27.2	28.1
Sep	24.2	21.3	22.5	26.9	14.7	21.5	19.8	24.9	23.4	29.1	24.7	26.0	24.6	10.9	17.6	32.5	27.9	29.0

Data are seasonally adjusted and depict the underlying trend. The X12 ARIMA monthly seasonal adjustments include trading days and leap years.

Table 2A Card expenditure statistics (seasonally adjusted)

Retail sales

Number of purchase transactions (millions)

Total retail sales

	Number of purchase transactions (millions)																		Total retail sales		
	Food & drink			Mixed business			Clothing			Household			Other retailers			Automotive Fuels			Number of purchases		
	Credit	Debit	Total	Credit	Debit	Total	Credit	Debit	Total	Credit	Debit	Total	Credit	Debit	Total	Credit	Debit	Total	Credit	Debit	Total
Annual																					
2012	663	2,826	3,489	147	477	625	147	453	600	158	376	534	279	757	1,037	229	756	984	1,623	5,645	7,268
2013	711	3,027	3,737	177	515	692	153	463	616	164	400	563	277	722	998	235	792	1,027	1,715	5,919	7,634
2014	769	3,462	4,230	248	479	727	163	480	644	172	433	605	284	781	1,064	237	811	1,048	1,873	6,445	8,318
2015	834	3,715	4,549	342	525	867	175	508	683	178	470	649	330	864	1,194	232	819	1,050	2,090	6,901	8,991
2016	876	4,101	4,977	430	582	1,012	170	514	684	179	507	686	306	899	1,204	236	893	1,129	2,197	7,496	9,693
Monthly																					
2016 Sep	74	352	426	39	49	88	14	43	57	15	43	58	25	76	101	20	76	95	187	639	827
Oct	75	356	432	40	50	91	14	44	58	15	44	59	26	78	103	20	78	98	191	650	841
Nov	72	348	420	43	50	93	14	44	58	15	44	59	25	76	101	20	78	98	190	639	829
Dec	74	362	435	34	51	84	14	43	57	15	44	59	25	78	103	20	80	100	180	658	838
2017 Jan	75	355	430	45	53	98	15	44	58	15	44	59	27	79	106	21	80	101	197	655	852
Feb	76	363	439	48	54	102	14	43	57	15	44	59	27	78	105	20	81	101	201	663	864
Mar	77	373	450	50	55	106	15	44	58	16	45	61	28	81	109	20	81	101	206	680	886
Apr	78	374	452	43	57	100	15	44	59	16	46	61	28	80	108	20	81	101	200	681	882
May	77	370	447	41	54	95	14	43	57	15	44	58	28	79	107	20	79	99	195	668	863
Jun	78	380	458	40	54	94	15	44	59	15	45	61	29	81	111	20	81	101	198	686	884
Jul	79	381	459	40	55	94	14	43	57	15	45	61	29	83	112	20	82	102	198	687	885
Aug	78	383	461	39	56	95	15	44	59	15	46	61	29	81	110	20	82	102	196	692	889
Sep	79	384	463	38	56	94	15	44	58	15	46	61	29	81	110	20	83	103	196	693	890
	Rolling 12 months growth rate (%)																				
Annual																					
2012	10.1	10.1	10.1	7.8	12.8	11.6	5.2	5.8	5.7	-0.1	1.3	0.9	-6.1	-3.0	-3.9	3.1	3.3	3.2	4.3	6.5	6.0
2013	7.2	7.1	7.1	19.9	7.9	10.7	4.3	2.2	2.7	3.9	6.3	5.6	-1.0	-4.7	-3.7	2.6	4.8	4.3	5.7	4.8	5.0
2014	8.1	14.4	13.2	40.2	-7.0	5.0	6.7	3.7	4.4	5.2	8.3	7.4	2.6	8.1	6.6	1.1	2.3	2.1	9.2	8.9	9.0
2015	8.5	7.3	7.5	37.8	9.7	19.3	7.2	5.8	6.1	3.6	8.6	7.2	16.2	10.7	12.2	-2.4	1.0	0.2	11.6	7.1	8.1
2016	4.7	10.4	9.3	25.8	10.8	16.7	-3.1	1.3	0.1	0.5	7.8	5.8	-7.2	4.0	0.9	1.9	9.1	7.5	4.9	8.6	7.8
Monthly																					
2016 Sep	5.5	9.9	9.1	23.9	13.0	17.2	-1.1	2.3	1.4	1.7	8.0	6.3	0.5	5.9	4.4	0.4	6.4	5.0	6.1	8.5	8.0
Oct	5.2	10.1	9.2	23.3	11.6	16.2	-2.1	1.6	0.6	1.4	7.9	6.1	-2.7	5.0	2.9	0.8	7.2	5.8	5.4	8.5	7.8
Nov	4.7	10.3	9.2	24.6	10.8	16.2	-2.9	1.2	0.2	1.0	7.9	6.0	-5.4	4.1	1.5	1.3	8.2	6.6	5.0	8.5	7.7
Dec	4.7	10.4	9.3	25.8	10.8	16.7	-3.1	1.3	0.1	0.5	7.8	5.8	-7.2	4.0	0.9	1.9	9.1	7.5	4.9	8.6	7.8
2017 Jan	4.6	10.2	9.2	28.4	11.4	18.1	-2.4	1.4	0.4	0.3	7.8	5.8	-6.5	4.5	1.5	2.4	9.8	8.2	5.6	8.7	8.0
Feb	4.6	10.2	9.1	29.6	11.8	18.9	-2.2	1.2	0.4	0.3	7.6	5.6	-6.0	4.4	1.6	2.8	10.5	8.8	6.0	8.8	8.1
Mar	4.9	10.6	9.5	32.3	12.4	20.4	-1.2	1.7	1.0	0.9	7.8	5.9	-4.6	5.3	2.6	3.6	11.4	9.7	7.1	9.3	8.8
Apr	5.4	10.8	9.8	31.0	13.1	20.4	-0.2	2.5	1.8	1.7	8.5	6.6	-4.1	5.5	2.9	4.1	11.9	10.2	7.5	9.7	9.2
May	5.4	10.8	9.9	30.1	12.7	19.8	0.0	2.0	1.5	1.4	8.1	6.3	-3.3	5.6	3.2	4.1	12.0	10.3	7.5	9.7	9.2
Jun	5.8	10.9	10.0	29.2	12.6	19.4	0.7	2.3	1.9	1.5	8.1	6.3	-1.8	5.8	3.8	4.3	12.1	10.4	7.9	9.8	9.3
Jul	5.9	10.8	10.0	29.2	12.3	19.2	0.6	1.8	1.5	1.3	7.8	6.1	-0.1	6.2	4.5	4.3	11.9	10.3	8.2	9.7	9.3
Aug	5.7	10.6	9.8	27.4	12.7	18.7	0.7	1.6	1.4	1.4	7.7	6.0	1.4	6.4	5.1	3.7	11.7	10.0	8.1	9.6	9.2
Sep	6.3	10.7	9.9	25.2	13.3	18.2	1.3	2.0	1.8	1.5	7.8	6.2	3.9	7.1	6.3	3.8	11.7	10.1	8.4	9.8	9.5

Data are seasonally adjusted and depict the underlying trend. The X12 ARIMA monthly seasonal adjustments include trading days and leap years.



## Table 2B Card expenditure statistics (seasonally adjusted)

### Retail sales

Value of purchase transactions (£ millions)

Total retail sales

	Food & drink			Mixed business			Clothing			Household			Other retailers			Automotive Fuels			Value of purchases			
	Credit	Debit	Total	Credit	Debit	Total	Credit	Debit	Total	Credit	Debit	Total	Credit	Debit	Total	Credit	Debit	Total	Credit	Debit	Total	
<b>Annual</b>																						
2012	22,568	74,156	96,724	7,740	16,402	24,143	8,262	15,658	23,920	15,379	21,690	37,069	16,672	24,441	41,113	10,514	23,265	33,779	81,135	175,613	256,748	
2013	23,637	76,697	100,334	8,559	17,606	26,165	8,659	16,082	24,741	15,887	23,214	39,101	16,805	24,325	41,130	10,616	23,869	34,485	84,163	181,792	265,955	
2014	24,478	84,348	108,826	9,649	16,833	26,483	9,164	16,989	26,153	16,881	26,034	42,915	17,160	25,702	42,862	10,257	23,630	33,887	87,590	193,537	281,127	
2015	25,243	84,943	110,187	10,568	17,927	28,495	9,916	18,061	27,977	17,441	28,474	45,915	19,218	27,840	47,057	8,899	21,978	30,877	91,285	199,223	290,508	
2016	25,468	88,325	113,792	11,320	18,635	29,955	9,619	18,276	27,895	17,332	30,319	47,651	19,593	28,022	47,615	8,676	23,046	31,722	92,008	206,622	298,630	
<b>Monthly</b>																						
2016 Sep	2,117	7,425	9,542	970	1,545	2,515	812	1,534	2,346	1,452	2,554	4,006	1,680	2,343	4,023	732	1,955	2,688	7,763	17,357	25,120	
Oct	2,178	7,568	9,746	1,004	1,594	2,598	827	1,551	2,378	1,460	2,565	4,025	1,684	2,383	4,067	758	2,034	2,792	7,911	17,695	25,606	
Nov	2,094	7,383	9,476	1,019	1,588	2,607	828	1,557	2,386	1,455	2,585	4,040	1,639	2,373	4,012	755	2,043	2,799	7,791	17,529	25,320	
Dec	2,110	7,732	9,841	934	1,573	2,507	767	1,517	2,283	1,379	2,542	3,921	1,597	2,418	4,015	775	2,111	2,886	7,562	17,893	25,454	
2017 Jan	2,165	7,489	9,654	1,023	1,609	2,632	878	1,574	2,453	1,465	2,602	4,067	1,803	2,405	4,209	804	2,155	2,959	8,139	17,834	25,972	
Feb	2,168	7,605	9,773	1,055	1,587	2,642	822	1,504	2,327	1,465	2,573	4,038	1,767	2,378	4,145	799	2,165	2,963	8,076	17,812	25,888	
Mar	2,168	7,714	9,882	1,129	1,649	2,777	843	1,544	2,387	1,485	2,677	4,162	1,818	2,439	4,257	794	2,162	2,956	8,237	18,185	26,422	
Apr	2,304	7,935	10,239	1,057	1,680	2,737	852	1,570	2,422	1,513	2,626	4,139	1,838	2,418	4,257	779	2,141	2,920	8,343	18,370	26,713	
May	2,181	7,690	9,870	1,020	1,603	2,623	826	1,519	2,345	1,434	2,545	3,979	1,798	2,395	4,194	749	2,073	2,822	8,009	17,825	25,833	
Jun	2,209	7,846	10,055	1,016	1,632	2,648	847	1,570	2,417	1,471	2,627	4,098	1,852	2,442	4,294	748	2,091	2,839	8,144	18,207	26,351	
Jul	2,229	7,892	10,121	1,028	1,636	2,664	839	1,525	2,363	1,474	2,625	4,099	1,862	2,461	4,324	747	2,098	2,845	8,178	18,237	26,415	
Aug	2,206	7,880	10,086	1,003	1,673	2,675	845	1,565	2,409	1,463	2,631	4,094	1,824	2,427	4,250	756	2,134	2,890	8,096	18,309	26,405	
Sep	2,225	7,907	10,132	1,017	1,653	2,670	828	1,548	2,376	1,471	2,649	4,119	1,826	2,428	4,254	769	2,167	2,935	8,136	18,350	26,486	

### Rolling 12 months growth rate (%)

<b>Annual</b>																						
2012	7.4	6.8	7.0	9.2	11.8	10.9	5.4	8.2	7.2	0.9	5.6	3.6	-5.3	0.1	-2.1	3.9	6.0	5.4	2.8	6.2	5.1	
2013	4.7	3.4	3.7	10.6	7.3	8.4	4.8	2.7	3.4	3.3	7.0	5.5	0.8	-0.5	0.0	1.0	2.6	2.1	3.7	3.5	3.6	
2014	3.6	10.0	8.5	12.7	-4.4	1.2	5.8	5.6	5.7	6.3	12.1	9.8	2.1	5.7	4.2	-3.4	-1.0	-1.7	4.1	6.5	5.7	
2015	3.1	0.7	1.3	9.5	6.5	7.6	8.2	6.3	7.0	3.3	9.4	7.0	12.0	8.3	9.8	-13.2	-7.0	-8.9	4.2	2.9	3.3	
2016	0.6	4.0	3.2	7.1	3.9	5.1	-3.0	1.2	-0.3	-0.6	6.5	3.8	2.0	0.7	1.2	-2.5	4.9	2.7	0.7	3.7	2.8	
<b>Monthly</b>																						
2016 Sep	1.5	3.3	2.9	6.2	5.8	5.9	-1.6	2.2	0.8	0.3	7.6	4.8	4.0	2.1	2.9	-7.4	0.0	-2.2	1.1	3.5	2.7	
Oct	1.4	3.6	3.1	6.4	4.9	5.5	-2.4	1.5	0.1	-0.1	7.0	4.3	3.4	1.3	2.1	-5.9	1.4	-0.7	1.0	3.5	2.7	
Nov	0.8	3.8	3.1	6.5	4.1	5.0	-3.0	1.1	-0.3	-0.5	6.7	4.0	2.5	0.4	1.3	-4.2	3.1	1.0	0.7	3.4	2.6	
Dec	0.6	4.0	3.2	7.1	3.9	5.1	-3.0	1.2	-0.3	-0.6	6.5	3.8	2.0	0.7	1.2	-2.5	4.9	2.7	0.7	3.7	2.8	
2017 Jan	0.9	4.0	3.3	8.0	4.2	5.6	-1.1	1.7	0.7	-0.7	6.2	3.6	3.3	1.2	2.0	-0.7	6.6	4.5	1.5	4.0	3.2	
Feb	0.9	4.0	3.3	9.0	4.2	5.9	-0.5	1.4	0.8	-0.5	5.8	3.5	4.2	1.3	2.5	1.3	8.2	6.3	2.2	4.2	3.5	
Mar	0.8	4.1	3.4	11.1	4.6	7.0	0.8	1.7	1.4	0.0	5.7	3.6	5.7	2.2	3.7	3.7	10.2	8.4	3.2	4.6	4.2	
Apr	1.8	4.9	4.2	12.0	5.1	7.6	2.0	2.4	2.3	0.5	5.4	3.6	6.2	2.3	3.9	5.3	11.5	9.8	4.0	5.1	4.8	
May	2.0	5.2	4.4	11.9	4.5	7.3	2.4	2.0	2.1	0.5	4.9	3.3	7.0	2.6	4.4	6.5	12.4	10.8	4.4	5.2	5.0	
Jun	2.5	5.4	4.7	12.4	4.5	7.4	3.4	2.2	2.6	0.6	4.7	3.2	7.6	2.8	4.8	7.2	13.0	11.4	4.9	5.4	5.3	
Jul	2.7	5.6	4.9	12.5	4.3	7.3	3.1	1.6	2.1	0.5	4.4	3.0	7.6	3.1	5.0	7.7	13.3	11.7	5.0	5.4	5.3	
Aug	2.5	5.6	4.9	11.8	4.6	7.3	3.2	1.5	2.1	0.4	4.2	2.8	8.0	3.3	5.2	7.8	13.5	12.0	5.0	5.5	5.3	
Sep	3.3	6.1	5.5	11.7	5.3	7.7	3.7	2.0	2.6	0.7	4.3	3.0	8.6	3.8	5.8	8.3	13.9	12.3	5.4	5.9	5.8	

Data are seasonally adjusted and depict the underlying trend. The X12 ARIMA monthly seasonal adjustments include trading days and leap years.



Table 2C Card expenditure statistics (seasonally adjusted)

Services

Number of purchase transactions (millions)

Total services

	Number of purchase transactions (millions)																		Total services		
	Vehicle Sales & Services			Entertainment			Hotels			Travel			Financial			Other Services			Number of purchases		
	Credit	Debit	Total	Credit	Debit	Total	Credit	Debit	Total	Credit	Debit	Total	Credit	Debit	Total	Credit	Debit	Total	Credit	Debit	Total
Annual																					
2012	54	99	153	309	1,067	1,376	53	48	101	124	266	390	30	160	190	187	565	752	758	2,205	2,963
2013	54	105	159	353	1,217	1,570	54	53	108	130	284	414	29	174	203	196	596	791	815	2,429	3,244
2014	59	121	180	423	1,498	1,921	60	63	122	152	330	481	26	166	192	207	631	838	926	2,808	3,735
2015	68	141	210	473	1,836	2,310	66	75	142	179	428	607	28	183	212	228	697	926	1,044	3,362	4,406
2016	69	161	230	571	2,302	2,873	73	81	155	177	501	678	35	198	234	229	745	973	1,155	3,988	5,143
Monthly																					
2016 Sep	6	14	20	49	197	246	7	7	14	15	43	57	3	17	20	19	63	82	98	340	439
Oct	6	14	20	50	210	260	7	7	14	15	44	59	3	17	20	19	64	83	100	356	456
Nov	6	14	20	50	211	261	7	7	14	15	45	60	3	17	20	19	65	84	100	359	459
Dec	6	14	20	53	211	264	7	7	14	15	46	62	4	18	21	19	65	84	103	361	464
2017 Jan	6	15	21	52	222	275	7	7	14	15	47	62	3	18	22	20	65	85	104	374	478
Feb	6	14	20	53	220	273	7	7	14	15	46	61	3	19	22	19	65	85	104	371	475
Mar	6	15	21	54	225	280	8	7	15	15	47	63	4	19	23	20	67	87	107	381	488
Apr	6	14	20	55	227	282	8	7	15	15	48	64	4	19	23	20	66	86	107	383	490
May	6	16	21	54	236	290	7	7	15	16	48	64	4	20	24	19	66	86	106	394	500
Jun	6	16	22	56	232	288	8	7	15	16	49	65	4	20	24	20	67	86	109	390	499
Jul	6	16	22	58	247	305	8	8	15	17	52	68	4	20	24	20	67	87	112	409	521
Aug	6	17	23	57	239	296	7	7	15	16	50	66	4	19	23	20	68	88	111	401	511
Sep	6	16	22	58	242	300	7	7	15	16	52	68	4	20	24	19	68	87	111	405	516
	Rolling 12 months growth rate (%)																				
Annual																					
2012	4.9	11.9	9.3	15.5	21.4	20.0	4.3	12.1	7.9	7.0	12.6	10.7	-9.1	11.3	7.5	0.9	5.5	4.3	7.5	14.5	12.6
2013	-1.0	5.9	3.5	14.0	14.1	14.1	2.5	10.7	6.4	4.2	7.0	6.1	-3.7	8.5	6.6	4.6	5.5	5.2	7.5	10.2	9.5
2014	9.8	15.1	13.3	20.0	23.1	22.4	9.4	18.0	13.6	16.8	16.0	16.2	-10.6	-4.5	-5.4	5.9	5.9	5.9	13.7	15.6	15.1
2015	16.0	16.6	16.4	11.9	22.6	20.2	11.5	20.4	16.1	18.2	29.9	26.2	10.2	10.3	10.3	10.1	10.6	10.5	12.7	19.7	18.0
2016	-0.1	14.0	9.4	20.7	25.3	24.4	10.5	7.8	9.1	-1.1	17.0	11.7	25.0	8.1	10.4	0.1	6.8	5.2	10.6	18.6	16.7
Monthly																					
2016 Sep	2.5	14.4	10.5	16.6	24.6	22.9	7.8	11.4	9.7	4.3	19.8	15.2	18.9	9.5	10.8	3.1	7.2	6.2	10.1	18.7	16.6
Oct	1.0	14.3	10.0	17.3	25.2	23.5	7.8	10.2	9.1	1.8	18.3	13.4	19.5	8.6	10.1	2.0	6.6	5.5	9.7	18.7	16.5
Nov	0.1	13.9	9.3	18.4	24.5	23.2	8.7	8.4	8.5	-0.1	17.1	12.0	20.7	8.2	9.8	0.9	6.9	5.4	9.7	18.2	16.2
Dec	-0.1	14.0	9.4	20.7	25.3	24.4	10.5	7.8	9.1	-1.1	17.0	11.7	25.0	8.1	10.4	0.1	6.8	5.2	10.6	18.6	16.7
2017 Jan	0.7	14.9	10.3	20.6	26.0	24.9	13.2	7.7	10.3	-1.2	17.4	11.9	26.1	8.9	11.2	0.3	7.1	5.4	10.9	19.2	17.2
Feb	1.2	13.8	9.7	20.5	24.8	23.9	16.0	6.6	11.0	-1.6	17.1	11.6	26.6	9.6	11.9	0.4	7.4	5.6	11.0	18.6	16.8
Mar	2.7	14.8	10.9	21.2	26.0	25.0	19.7	6.8	12.8	-0.7	18.0	12.6	28.5	11.5	13.8	1.2	8.3	6.5	12.1	19.8	18.0
Apr	2.8	14.4	10.7	21.3	26.5	25.4	22.5	7.8	14.6	-0.7	18.0	12.7	28.7	12.3	14.6	0.5	7.6	5.9	12.2	19.9	18.2
May	3.4	14.7	11.2	21.3	26.4	25.4	25.2	7.8	15.8	-0.5	18.0	12.8	30.1	13.7	16.0	0.5	8.0	6.2	12.6	20.1	18.4
Jun	4.2	15.7	12.1	20.8	26.8	25.6	27.4	8.4	17.1	0.2	18.1	13.1	31.1	14.5	16.9	0.3	7.7	5.9	12.7	20.4	18.6
Jul	4.2	16.6	12.7	20.4	26.9	25.6	26.7	8.9	17.1	1.3	18.5	13.7	31.7	15.1	17.4	0.3	7.7	5.9	12.8	20.7	18.9
Aug	5.1	16.1	12.7	20.2	25.6	24.5	25.4	8.4	16.3	2.8	18.5	14.2	34.1	15.8	18.4	0.7	8.3	6.5	13.1	20.1	18.5
Sep	5.8	16.6	13.3	20.2	25.6	24.5	24.1	8.9	16.0	4.1	19.3	15.2	34.3	16.3	18.9	0.9	8.7	6.8	13.5	20.4	18.8

Data are seasonally adjusted and depict the underlying trend. The X12 ARIMA monthly seasonal adjustments include trading days and leap years.

Table 2D Card expenditure statistics (seasonally adjusted)

Services

Value of purchase transactions (£ millions)

Total services

	Vehicle Sales & Services			Entertainment			Hotels			Travel			Financial			Other Services			Value of purchases			
	Credit	Debit	Total	Credit	Debit	Total	Credit	Debit	Total	Credit	Debit	Total	Credit	Debit	Total	Credit	Debit	Total	Credit	Debit	Total	
Annual																						
2012	7,724	23,724	31,448	14,704	22,922	37,625	8,901	4,477	13,377	16,841	20,847	37,687	5,472	49,882	55,355	18,685	49,042	67,726	72,326	170,893	243,219	
2013	7,765	26,126	33,891	15,634	24,595	40,229	9,275	4,792	14,067	17,411	22,053	39,464	5,186	56,037	61,223	20,067	57,351	77,418	75,339	190,954	266,293	
2014	8,189	28,938	37,127	17,458	28,605	46,063	10,417	5,621	16,038	20,210	25,215	45,425	5,188	57,543	62,731	21,408	64,603	86,011	82,870	210,524	293,394	
2015	9,092	31,768	40,860	18,590	33,338	51,928	11,751	6,479	18,230	21,299	27,637	48,936	6,298	68,458	74,756	23,214	76,763	99,977	90,244	244,444	334,688	
2016	8,824	33,095	41,919	20,391	36,232	56,622	13,273	6,920	20,193	21,205	28,245	49,450	7,159	72,970	80,129	23,329	77,360	100,689	94,181	254,821	349,002	
Monthly																						
2016 Sep	746	2,782	3,528	1,752	3,063	4,816	1,230	588	1,818	1,800	2,377	4,178	577	6,014	6,591	2,000	6,776	8,776	8,105	21,601	29,706	
Oct	748	2,728	3,476	1,770	3,347	5,117	1,250	593	1,843	1,807	2,410	4,217	583	5,847	6,430	1,993	7,086	9,079	8,150	22,011	30,161	
Nov	739	2,651	3,390	1,765	3,126	4,892	1,272	592	1,865	1,797	2,439	4,236	595	6,067	6,662	1,996	7,840	9,835	8,164	22,716	30,880	
Dec	733	2,697	3,429	1,963	3,187	5,150	1,340	620	1,960	1,926	2,408	4,333	682	5,995	6,676	2,003	7,564	9,567	8,646	22,471	31,116	
2017 Jan	749	2,632	3,381	1,822	3,434	5,256	1,417	585	2,003	1,870	2,373	4,243	589	5,129	5,718	2,094	7,846	9,940	8,541	22,000	30,542	
Feb	733	2,635	3,368	1,798	3,256	5,054	1,422	605	2,027	1,859	2,388	4,248	613	5,773	6,385	2,076	7,828	9,904	8,500	22,485	30,985	
Mar	742	2,658	3,400	1,827	3,364	5,191	1,517	619	2,136	1,910	2,420	4,329	647	6,490	7,137	2,080	7,155	9,234	8,723	22,705	31,428	
Apr	745	2,540	3,285	1,852	3,438	5,290	1,430	617	2,047	1,874	2,408	4,281	666	6,807	7,473	2,071	7,134	9,205	8,637	22,944	31,581	
May	696	2,410	3,105	1,737	3,460	5,198	1,303	604	1,907	1,877	2,358	4,235	696	6,416	7,112	2,058	6,821	8,879	8,366	22,069	30,435	
Jun	724	2,496	3,221	1,819	3,406	5,225	1,397	609	2,007	1,915	2,412	4,327	746	6,642	7,388	2,083	6,934	9,018	8,685	22,500	31,185	
Jul	724	2,508	3,232	1,911	3,792	5,703	1,422	613	2,036	1,987	2,478	4,465	749	6,600	7,349	2,082	7,120	9,202	8,875	23,112	31,987	
Aug	736	2,494	3,230	1,851	3,415	5,266	1,371	606	1,976	1,998	2,460	4,458	797	6,732	7,529	2,074	7,153	9,227	8,826	22,859	31,686	
Sep	728	2,418	3,146	1,825	3,369	5,193	1,253	602	1,855	1,937	2,447	4,384	827	6,836	7,663	2,055	7,249	9,303	8,624	22,920	31,544	

Rolling 12 months growth rate (%)

	Vehicle Sales & Services			Entertainment			Hotels			Travel			Financial			Other Services			Value of purchases			
	Credit	Debit	Total	Credit	Debit	Total	Credit	Debit	Total	Credit	Debit	Total	Credit	Debit	Total	Credit	Debit	Total	Credit	Debit	Total	
Annual																						
2012	-1.0	5.7	3.9	4.7	11.0	8.4	3.0	15.5	6.8	3.6	12.9	8.6	-22.4	6.4	2.7	1.3	-0.2	0.2	0.1	5.9	4.1	
2013	0.5	10.1	7.8	6.3	7.3	6.9	4.2	7.0	5.2	3.4	5.8	4.7	-5.2	12.3	10.6	7.4	16.9	14.3	4.2	11.7	9.5	
2014	5.5	10.8	9.5	11.7	16.3	14.5	12.3	17.3	14.0	16.1	14.3	15.1	0.0	2.7	2.5	6.7	12.6	11.1	10.0	10.2	10.2	
2015	11.0	9.8	10.1	6.5	16.5	12.7	12.8	15.3	13.7	5.4	9.6	7.7	21.4	19.0	19.2	8.4	18.8	16.2	8.9	16.1	14.1	
2016	-3.3	4.2	2.5	9.7	8.7	9.0	13.0	6.8	10.8	-0.4	2.2	1.1	13.7	6.6	7.2	0.5	0.8	0.7	4.3	4.2	4.3	
Monthly																						
2016 Sep	-1.2	6.7	4.9	5.9	9.2	8.0	8.1	9.1	8.5	0.7	3.4	2.2	17.2	12.7	13.1	0.9	-5.7	-4.1	3.7	4.4	4.2	
Oct	-2.4	5.4	3.7	6.7	9.6	8.5	8.1	7.1	7.7	-0.5	2.2	1.0	14.5	10.8	11.2	0.4	-4.9	-3.7	3.2	3.9	3.7	
Nov	-3.1	4.7	3.0	7.8	8.5	8.2	9.8	6.5	8.6	-0.8	2.2	0.9	12.7	8.9	9.2	0.5	-1.8	-1.3	3.4	4.1	3.9	
Dec	-3.3	4.2	2.5	9.7	8.7	9.0	13.0	6.8	10.8	-0.4	2.2	1.1	13.7	6.6	7.2	0.5	0.8	0.7	4.3	4.2	4.3	
2017 Jan	-2.4	2.8	1.7	10.2	9.7	9.8	17.6	6.5	13.6	0.2	2.1	1.3	11.2	3.0	3.6	2.1	10.1	8.2	5.5	6.0	5.9	
Feb	-2.1	1.9	1.0	10.4	9.4	9.7	21.9	6.6	16.4	0.5	2.0	1.3	7.5	-0.6	0.1	3.6	16.1	13.0	6.4	6.5	6.5	
Mar	-0.4	1.6	1.2	11.5	11.3	11.4	27.1	6.7	19.8	2.1	3.0	2.6	8.0	0.2	0.9	5.5	18.8	15.6	8.4	7.9	8.0	
Apr	-0.6	-0.7	-0.7	11.9	13.0	12.6	30.8	7.2	22.3	2.3	2.8	2.6	7.6	-0.1	0.6	5.3	19.5	16.0	8.9	7.9	8.1	
May	-0.6	-2.0	-1.7	12.4	13.8	13.3	34.2	7.9	24.6	3.0	2.4	2.7	8.2	-0.2	0.5	6.0	23.3	19.0	9.8	8.8	9.0	
Jun	-0.5	-3.1	-2.5	12.3	14.5	13.7	36.9	7.8	26.3	4.1	2.5	3.1	9.3	-0.5	0.3	6.1	24.0	19.6	10.5	8.8	9.3	
Jul	-0.6	-4.4	-3.6	12.4	15.3	14.3	35.3	7.5	25.3	5.1	2.7	3.7	11.3	0.7	1.6	6.1	23.4	19.1	10.8	9.0	9.5	
Aug	-0.2	-5.6	-4.5	12.3	15.0	14.0	33.9	6.8	24.3	6.8	3.2	4.7	14.2	1.9	3.0	6.4	22.0	18.2	11.4	8.8	9.5	
Sep	-0.3	-6.9	-5.5	11.9	15.2	14.0	31.9	6.6	22.9	7.7	3.4	5.3	17.0	2.7	4.0	6.5	21.9	18.2	11.5	9.0	9.6	

Data are seasonally adjusted and depict the underlying trend. The X12 ARIMA monthly seasonal adjustments include trading days and leap years.

# Table 3A Card expenditure statistics (not seasonally adjusted)

# Number of credit card transactions

## Detailed sector breakdown - retail sectors (not seasonally adjusted)

Historical Data in Hidden Columns

	September 2016	October 2016	November 2016	December 2016	January 2017	February 2017	March 2017	April 2017	May 2017	June 2017	July 2017	August 2017	September 2017	Total (latest 12 months)
Supermarkets	66,143,511	69,256,456	69,350,092	74,306,893	66,174,862	61,527,258	71,597,643	66,160,544	74,541,891	72,170,501	73,889,394	71,501,366	69,603,068	840,079,968
Bakers & dairies	639,783	645,858	439,255	359,905	315,160	333,063	397,415	368,608	409,729	401,554	421,605	419,717	406,690	4,918,559
Sweet stores	366,210	443,263	443,263	710,944	328,224	310,064	377,658	429,990	325,890	341,256	375,053	365,314	359,835	4,663,701
Miscellaneous foodstores	4,296,934	4,397,079	4,299,886	4,595,820	4,083,403	4,084,481	4,832,998	4,504,620	5,190,727	4,969,629	5,161,259	4,975,265	4,723,628	55,818,795
Off-licences	752,950	783,290	833,427	1,120,421	642,778	652,750	777,432	764,254	850,451	865,098	879,682	832,707	797,813	9,800,103
<i>Food &amp; Drink</i>	<i>72,137,114</i>	<i>75,448,893</i>	<i>75,365,923</i>	<i>81,093,983</i>	<i>71,474,427</i>	<i>66,907,616</i>	<i>77,983,146</i>	<i>72,228,016</i>	<i>81,318,688</i>	<i>78,748,038</i>	<i>80,726,993</i>	<i>78,094,369</i>	<i>75,891,034</i>	<i>915,281,126</i>
Department stores	5,093,344	5,750,639	8,615,417	10,978,321	6,630,736	4,644,346	5,629,720	5,805,103	6,304,309	5,765,376	6,095,768	5,532,754	5,041,293	76,793,782
Discount stores	2,828,624	3,055,858	3,944,365	4,719,923	2,734,771	2,495,433	2,891,553	3,029,492	3,144,389	3,143,869	3,275,263	3,242,314	3,155,855	38,833,085
Catalogues	25,145,369	28,315,775	39,724,385	23,308,701	33,001,783	32,688,996	39,222,430	28,588,919	30,596,584	25,293,033	23,170,150	25,276,141	23,135,850	352,322,747
Miscellaneous mixed	2,549,557	2,798,180	2,897,157	3,243,693	2,082,444	1,908,538	2,318,045	2,217,116	2,714,487	2,552,604	2,627,103	2,583,958	2,674,480	30,617,805
<i>Mixed Business</i>	<i>35,616,894</i>	<i>39,920,452</i>	<i>55,181,324</i>	<i>42,250,638</i>	<i>44,449,734</i>	<i>41,737,313</i>	<i>50,061,748</i>	<i>39,640,630</i>	<i>42,759,769</i>	<i>36,754,882</i>	<i>35,168,284</i>	<i>36,635,167</i>	<i>34,007,478</i>	<i>498,567,419</i>
Men's clothing	394,046	444,592	498,608	734,356	483,911	314,983	394,656	398,293	496,644	518,814	558,485	509,589	375,474	5,728,405
Women's clothing	2,293,514	2,298,572	2,509,672	2,873,790	2,257,725	1,662,791	2,046,882	2,063,520	2,470,363	2,532,421	2,567,936	2,294,916	2,022,374	27,600,962
Family clothing	8,636,562	9,552,879	11,055,652	12,993,458	8,770,833	6,938,338	8,687,864	8,952,484	10,172,488	10,434,015	11,218,108	10,441,715	9,161,034	117,978,868
Miscellaneous clothing	630,600	479,876	548,893	458,612	548,893	364,128	438,979	484,908	529,509	586,909	550,995	551,405	510,346	6,027,159
Shoe shops	1,217,666	1,257,899	1,294,109	1,492,429	1,305,406	816,772	986,056	1,183,024	1,329,241	1,366,336	1,547,150	1,450,070	1,114,169	15,142,661
<i>Clothing</i>	<i>13,172,388</i>	<i>14,033,818</i>	<i>15,880,640</i>	<i>18,642,926</i>	<i>13,276,487</i>	<i>10,097,012</i>	<i>12,554,437</i>	<i>13,082,229</i>	<i>14,998,245</i>	<i>15,438,495</i>	<i>16,442,674</i>	<i>14,847,695</i>	<i>13,183,397</i>	<i>172,478,055</i>
Furniture stores	1,447,170	1,641,327	2,039,881	2,248,586	2,255,140	1,827,661	1,970,951	1,883,852	1,948,791	1,827,753	1,980,612	2,058,620	2,012,519	23,695,693
Household appliance stores	1,491,767	1,529,147	1,697,273	1,906,032	1,479,334	1,317,807	1,546,088	1,492,085	1,521,296	1,479,812	1,538,191	1,554,434	1,586,312	18,647,811
Electronic stores	1,117,439	1,142,871	1,449,415	1,483,154	1,283,676	954,701	1,039,244	938,486	995,470	951,455	1,040,962	990,402	1,041,750	13,311,586
DIY stores	6,706,437	6,955,943	6,816,890	6,240,156	5,812,509	5,752,096	7,084,887	7,521,244	7,667,162	7,026,711	7,066,283	7,260,456	6,578,038	81,782,375
Floor covering stores	211,476	240,388	253,430	174,337	216,322	207,604	231,486	203,976	216,945	195,129	210,412	207,754	208,593	2,566,376
Garden centres	1,497,809	1,676,329	1,638,185	2,048,245	1,193,576	1,178,377	2,101,872	2,587,956	2,932,295	2,111,527	1,773,214	1,765,601	1,497,604	22,504,781
Miscellaneous household	1,934,085	1,963,684	1,780,414	1,632,364	1,801,312	1,411,280	1,660,024	1,519,435	1,647,775	1,652,079	1,710,371	1,518,933	1,494,866	19,792,537
<i>Household</i>	<i>14,406,183</i>	<i>15,149,689</i>	<i>15,675,488</i>	<i>15,732,874</i>	<i>14,041,869</i>	<i>12,649,526</i>	<i>15,634,552</i>	<i>16,147,034</i>	<i>16,929,734</i>	<i>15,244,466</i>	<i>15,320,045</i>	<i>15,356,200</i>	<i>14,419,682</i>	<i>182,301,159</i>
Books, newspapers & magazines	2,158,102	2,222,941	2,488,003	3,194,002	1,966,807	1,818,702	2,137,135	1,868,203	2,189,982	2,109,553	2,288,018	2,129,637	2,205,456	26,618,439
Music shops	138,702	130,416	165,192	115,192	127,335	111,345	122,300	102,626	112,344	99,648	100,895	101,257	109,979	1,424,606
Hobbies, toys & games	527,675	660,208	1,092,435	1,472,787	543,476	481,877	529,449	531,355	558,931	535,787	597,238	561,032	589,480	8,154,055
Photographic	125,796	119,949	132,303	140,286	100,600	90,577	111,057	92,671	107,675	114,901	123,188	120,008	106,128	1,359,343
Handicraft	85,221	91,692	99,562	77,128	84,345	76,560	89,995	75,779	83,609	78,406	82,278	86,737	82,253	1,008,344
Sports shops	2,924,927	2,723,214	2,978,656	3,607,390	2,688,106	2,163,844	2,458,905	2,718,129	2,995,059	3,037,694	3,334,410	3,268,485	2,878,471	34,852,363
Jewellers	587,540	595,016	783,621	1,338,945	606,671	513,697	574,253	500,387	538,491	555,172	608,056	564,586	518,515	7,697,410
Computer software	289,308	277,980	288,744	276,315	284,648	264,982	311,065	262,546	289,111	286,305	293,157	305,590	313,679	3,454,122
Medical goods	681,277	681,476	684,894	680,286	704,323	674,103	775,603	733,481	802,515	812,625	805,047	771,254	768,961	8,894,568
Chemists	4,186,905	4,531,990	4,895,033	6,229,307	4,298,105	3,821,539	4,515,536	3,987,018	4,839,276	4,694,620	4,788,559	4,680,819	4,319,886	55,601,688
Optical goods	516,411	511,945	504,715	421,780	506,628	488,722	581,473	502,740	577,720	552,160	568,613	545,641	503,994	6,266,131
Cosmetic stores	621,616	678,042	931,424	1,304,930	706,212	594,122	677,157	603,331	705,247	698,853	783,796	705,315	699,886	9,088,315
Tobacconists	89,015	91,033	91,702	97,896	101,255	97,394	110,034	103,484	116,024	111,220	117,569	118,748	112,969	1,269,328
Florists	319,972	309,245	309,043	509,387	274,427	372,370	525,222	315,664	371,105	332,778	311,990	309,889	292,448	4,233,568
Artists' supplies	285,662	329,284	383,529	366,239	310,912	255,329	286,409	246,294	277,708	251,778	281,279	283,867	275,990	3,548,618
Antiques, art & stamps/coins	174,802	190,476	183,552	202,269	153,239	170,980	192,562	171,162	188,826	154,535	175,955	167,487	158,388	2,109,431
Pawn shops	5,090	5,125	5,086	7,157	4,735	4,633	5,445	5,095	5,112	5,289	5,657	5,818	5,796	64,948
Gift shops	1,739,135	1,839,888	2,384,785	3,515,179	1,536,483	1,478,911	1,819,884	1,552,138	1,748,980	1,947,710	1,973,780	1,935,708	1,695,627	23,429,073
Secondhand shops	30,289	31,227	31,175	32,162	27,389	28,357	36,158	34,741	37,636	37,684	40,165	42,744	42,508	421,946
Luggage & leather goods	111,520	114,970	137,568	159,836	113,186	83,755	94,378	99,732	113,844	116,354	132,535	117,671	104,359	1,388,188
Pet shops	842,134	884,617	861,150	956,269	850,576	784,898	881,703	863,135	918,496	883,240	926,119	935,903	865,640	10,611,746
Religious goods	12,656	11,359	9,087	10,437	8,418	7,902	10,216	12,336	13,044	15,105	16,023	13,985	12,112	140,024
Direct sales	2,223,154	2,253,924	2,271,193	2,184,550	2,204,194	1,977,370	2,318,380	1,928,247	2,205,861	2,068,372	2,100,117	1,898,178	1,819,127	25,229,513
Miscellaneous & speciality shops	6,017,330	6,194,875	6,570,511	6,546,161	7,091,939	6,444,556	7,490,887	6,978,101	7,787,616	8,843,249	9,199,009	8,727,300	8,876,860	90,751,064
<i>Other Retail</i>	<i>24,694,239</i>	<i>25,480,892</i>	<i>28,259,040</i>	<i>33,495,890</i>	<i>25,294,009</i>	<i>22,806,525</i>	<i>26,655,206</i>	<i>24,298,395</i>	<i>27,584,212</i>	<i>26,343,038</i>	<i>29,653,453</i>	<i>28,397,659</i>	<i>27,358,512</i>	<i>327,616,831</i>
<i>Automotive Fuels</i>	<i>20,083,638</i>	<i>20,391,480</i>	<i>19,902,505</i>	<i>19,346,724</i>	<i>19,228,793</i>	<i>18,102,236</i>	<i>21,006,090</i>	<i>19,584,052</i>	<i>21,238,177</i>	<i>20,761,960</i>	<i>21,082,198</i>	<i>20,622,037</i>	<i>20,344,791</i>	<i>241,611,043</i>
<b>Total retail sales</b>	<b>180,110,456</b>	<b>190,425,224</b>	<b>210,264,920</b>	<b>210,563,035</b>	<b>187,765,319</b>	<b>172,300,228</b>	<b>203,895,179</b>	<b>184,970,356</b>	<b>204,828,825</b>	<b>195,290,879</b>	<b>198,393,647</b>	<b>193,953,127</b>	<b>185,204,894</b>	<b>2,337,855,633</b>

# Table 3A Card expenditure statistics (not seasonally adjusted)

# Number of credit card transactions

## Detailed sector breakdown - services sectors (not seasonally adjusted)

	September 2016	October 2016	November 2016	December 2016	January 2017	February 2017	March 2017	April 2017	May 2017	June 2017	July 2017	August 2017	September 2017	Total (latest 12 months)
Auto rental	966,532	872,251	814,534	726,309	844,902	785,750	967,915	914,933	909,038	914,309	979,614	976,666	916,546	10,622,767
Auto parts & accessories	717,712	687,773	710,095	620,680	679,506	651,346	791,756	701,438	748,702	730,900	723,261	727,132	669,204	8,441,793
Auto services	2,826,179	2,822,608	2,900,738	2,665,527	2,729,470	2,659,286	3,130,912	2,644,202	3,096,345	3,258,244	3,308,774	3,311,350	3,412,545	35,940,001
Auto repair shops	927,269	853,472	853,859	734,156	824,078	807,580	1,003,931	817,152	880,759	907,339	859,034	869,357	828,733	10,239,450
Vehicle sales	617,337	540,082	513,619	428,733	510,375	519,631	674,859	540,213	596,928	600,258	580,393	590,445	579,630	6,675,166
<b>Vehicle Sales &amp; Services</b>	<b>6,055,029</b>	<b>5,776,186</b>	<b>5,792,845</b>	<b>5,175,405</b>	<b>5,588,331</b>	<b>5,423,593</b>	<b>6,509,373</b>	<b>5,617,938</b>	<b>6,231,772</b>	<b>6,411,050</b>	<b>6,451,076</b>	<b>6,474,950</b>	<b>6,406,658</b>	<b>71,919,177</b>
Restaurants	27,341,381	28,536,314	27,538,959	27,747,421	26,125,303	26,827,629	30,831,876	29,527,240	32,367,307	32,164,010	34,756,877	33,224,173	32,036,706	361,683,815
Public houses	4,154,827	4,287,385	3,900,927	4,182,326	3,616,870	3,846,598	4,533,219	4,655,203	5,205,437	4,971,526	5,388,924	5,121,908	4,664,883	54,375,206
Catering services	1,168,762	1,230,200	1,301,185	1,061,078	1,174,430	1,215,879	1,492,402	1,225,812	1,487,338	1,556,915	1,499,703	1,514,175	1,593,608	16,352,725
Cinema, theatre & dance	2,126,921	2,600,060	2,447,893	2,493,220	2,440,876	2,351,844	2,401,141	2,095,405	2,061,810	1,832,815	2,611,155	1,971,808	2,041,152	27,349,179
Concerts & entertainers	182,846	201,018	276,667	242,609	186,773	169,860	177,596	182,944	183,956	175,464	182,342	188,419	161,332	2,328,980
Tourist attractions	789,862	770,665	437,508	439,141	383,448	448,131	518,538	848,056	877,103	899,093	1,118,880	1,161,082	831,244	8,732,889
Amusement parks	113,415	128,366	58,350	63,291	51,759	65,431	69,007	163,141	129,496	136,754	187,468	266,881	129,953	1,449,897
Aquariums	33,139	38,204	18,314	19,441	19,530	24,794	23,580	50,439	36,883	32,482	42,597	49,229	25,441	380,934
Sports & games establishments	1,285,916	1,241,322	1,129,216	1,158,605	1,240,621	1,157,488	1,262,959	1,251,879	1,314,735	1,235,838	1,502,121	1,483,485	1,356,715	15,334,984
Professional sports clubs	94,714	106,882	99,826	97,111	93,587	105,295	110,328	117,118	139,341	83,413	137,288	111,443	107,677	1,309,309
Gambling	5,336,441	5,589,755	6,925,061	7,383,529	7,817,471	7,211,297	8,312,773	7,622,272	7,870,984	6,382,395	6,443,753	6,415,193	7,420,921	85,395,404
Personal services	286,857	287,091	284,427	290,504	278,911	262,925	305,513	283,601	307,223	299,213	299,816	286,459	277,469	3,463,152
Miscellaneous entertainment	1,018,807	1,034,048	943,177	944,466	979,924	971,484	1,068,576	1,083,267	1,155,706	1,119,050	1,218,652	1,339,270	1,085,885	12,943,505
Digital Entertainment	3,589,977	5,168,294	4,789,627	5,854,301	5,972,357	4,364,408	4,796,923	4,349,351	4,759,390	4,579,381	4,347,892	4,578,771	3,727,211	57,287,906
<b>Entertainment</b>	<b>47,523,865</b>	<b>51,219,604</b>	<b>50,151,137</b>	<b>51,977,043</b>	<b>50,381,860</b>	<b>49,023,063</b>	<b>55,904,431</b>	<b>53,455,728</b>	<b>57,896,709</b>	<b>55,468,349</b>	<b>59,737,468</b>	<b>57,712,296</b>	<b>55,460,197</b>	<b>648,387,885</b>
Hotels	7,205,194	7,042,462	6,494,092	5,968,717	6,304,193	6,351,214	7,524,920	7,005,383	7,684,287	8,077,301	8,801,084	8,033,505	7,537,064	86,824,222
Airlines	2,841,529	2,568,578	2,191,223	1,899,519	2,967,802	2,404,085	2,762,370	2,349,020	2,722,511	2,533,390	2,694,022	2,609,070	2,867,067	30,568,657
Airport terminals	81,471	75,108	57,417	53,014	60,748	59,555	74,866	73,267	90,217	94,647	99,648	93,917	92,090	924,494
Railways	6,021,714	6,100,332	6,022,786	5,368,117	5,596,232	5,168,862	6,039,723	5,233,249	6,111,734	5,971,498	6,009,655	5,496,923	5,678,295	68,797,406
Buses	926,605	909,061	959,696	899,658	871,659	896,888	1,102,916	987,511	1,190,854	1,263,990	1,267,139	1,171,955	1,325,761	12,847,088
Sea travel	267,485	254,136	140,139	126,576	142,684	138,536	164,328	178,356	207,534	207,608	232,746	216,872	201,740	2,211,255
Travel agents	1,877,506	1,765,010	1,695,359	1,454,439	2,169,043	2,018,729	2,272,525	1,854,690	2,187,347	2,099,538	2,022,202	2,004,370	1,963,295	23,506,547
Timeshares	14,172	13,598	4,595	4,625	7,374	5,917	5,629	4,748	4,722	4,679	4,953	4,785	4,925	70,550
Camping grounds	244,956	196,463	87,130	62,663	115,454	133,177	191,850	311,180	325,506	331,906	398,079	428,944	245,995	2,828,347
Miscellaneous travel	3,275,905	3,365,214	3,409,460	3,261,177	3,224,763	3,282,173	3,853,148	3,559,599	3,956,459	4,077,738	4,249,910	4,087,866	4,304,598	44,632,105
<b>Travel</b>	<b>15,551,343</b>	<b>15,247,500</b>	<b>14,567,805</b>	<b>13,129,788</b>	<b>15,155,759</b>	<b>14,107,922</b>	<b>16,467,355</b>	<b>14,551,620</b>	<b>16,796,884</b>	<b>16,584,994</b>	<b>16,978,354</b>	<b>16,114,702</b>	<b>16,683,766</b>	<b>186,386,449</b>
Telegraph Services / Wire Transfer Money Ord	45,277	27,599	28,923	42,437	44,543	41,039	49,173	46,798	57,730	53,287	50,862	63,281	72,156	577,828
Insurance services	1,580,973	1,448,949	1,395,584	1,259,156	1,488,758	1,435,709	1,769,160	1,526,252	1,650,738	1,634,371	1,712,358	1,802,968	1,791,834	18,915,837
FIs - cash disbursements (auto & manual)	647,808	648,563	580,302	609,531	526,057	514,882	607,000	601,437	649,669	672,572	685,719	657,751	634,934	7,388,417
FIs - merchandise & services	733,372	467,962	461,378	740,280	998,272	946,132	1,189,877	889,564	1,355,574	1,671,839	1,266,625	1,466,462	1,550,905	13,004,870
Non-FIs - foreign currency, travellers' cheques	195,477	146,091	115,778	110,133	110,988	121,012	150,966	158,716	202,910	199,854	206,634	205,614	213,804	1,942,500
Security Brokers and Dealers	36,600	35,500	42,817	34,876	35,209	31,809	33,467	26,591	30,665	32,571	30,449	29,622	31,906	395,482
Tax Preparation Services	202	191	245	202	322	244	336	267	240	282	291	289	330	3,239
Tax Payments	4,892	4,235	4,696	4,759	4,615	4,944	4,579	4,029	4,915	4,075	4,503	4,055	3,751	53,156
Fines, bail and bond payments	56,557	55,394	62,299	59,778	60,176	58,548	64,030	63,593	81,833	84,819	80,969	83,880	89,709	845,028
Miscellaneous financial	98,179	90,157	87,548	68,997	73,611	73,586	99,673	100,411	100,807	93,938	93,010	94,212	86,060	1,062,010
<b>Financial Services</b>	<b>3,399,337</b>	<b>2,924,641</b>	<b>2,779,570</b>	<b>2,930,149</b>	<b>3,342,551</b>	<b>3,227,905</b>	<b>3,968,261</b>	<b>3,417,658</b>	<b>4,135,081</b>	<b>4,447,608</b>	<b>4,131,420</b>	<b>4,408,134</b>	<b>4,475,389</b>	<b>44,188,367</b>

## Table 3A Card expenditure statistics (not seasonally adjusted)

Number of **credit card** transactions

### Detailed sector breakdown - services sectors (continued, not seasonally adjusted)

	September 2016	October 2016	November 2016	December 2016	January 2017	February 2017	March 2017	April 2017	May 2017	June 2017	July 2017	August 2017	September 2017	Total (latest 12 months)
Telecoms	2,005,387	1,994,455	1,975,423	2,003,356	1,904,573	1,658,831	1,898,511	1,698,210	1,882,119	1,830,680	1,894,568	1,920,527	1,879,430	22,540,683
Utilities	472,185	464,376	475,208	416,866	487,908	450,186	538,517	450,191	494,727	469,426	466,948	489,198	492,909	5,696,460
Contractors (residential & commercial)	309,829	307,463	316,182	254,646	286,171	278,346	327,071	272,376	308,469	316,580	306,444	308,174	307,905	3,589,827
Gardening services	38,845	37,858	34,191	35,317	24,482	28,666	50,843	60,299	69,436	52,414	44,049	43,641	36,708	517,904
Veterinary services	734,477	693,862	677,787	652,046	651,599	605,806	697,005	633,475	694,934	712,705	729,914	745,334	693,642	8,188,109
Photocopying & printing	269,560	282,675	334,939	332,802	271,683	226,817	269,600	222,672	252,146	247,281	229,253	238,799	266,620	3,175,287
Photographic studios	155,124	209,065	234,513	203,748	124,269	119,021	142,942	128,007	157,196	174,618	197,852	159,280	165,524	2,016,035
Beauty & barber shops	1,672,046	1,649,159	1,730,636	2,137,643	1,514,506	1,449,072	1,713,868	1,561,147	1,725,497	1,760,909	1,773,669	1,744,985	1,525,708	20,286,799
Employment agencies	29,144	28,509	28,101	27,219	31,391	29,390	35,203	28,428	29,739	31,569	27,487	28,517	28,119	353,672
Counselling services	6,011	5,911	6,071	5,231	5,945	5,543	6,064	4,862	5,938	6,040	5,592	5,924	5,469	68,590
Legal services	59,318	52,689	54,675	45,033	52,325	54,121	64,971	50,808	56,702	56,093	54,024	55,435	53,210	650,086
Laundry & cleaning	219,513	226,519	211,303	190,693	191,546	175,840	206,148	193,601	218,665	229,992	223,778	209,453	204,252	2,481,790
Funeral services	12,920	12,651	13,477	12,012	14,023	13,799	15,963	11,795	13,048	12,787	12,313	12,319	11,914	156,101
Medical services	1,479,799	1,417,953	1,529,126	1,279,902	1,467,427	1,391,438	1,647,547	1,307,892	1,545,063	1,549,815	1,452,024	1,517,359	1,449,558	17,555,104
Moving & courier services	520,409	520,883	559,649	574,042	523,668	510,405	606,753	493,033	587,128	584,744	532,870	477,547	467,436	6,438,158
Repair shops (not auto)	107,609	107,111	116,794	132,955	113,978	107,546	117,293	100,191	112,314	111,038	115,121	116,020	109,607	1,359,968
Accounting services	45,233	35,486	37,121	34,312	42,909	35,858	41,411	31,824	37,246	34,380	36,345	39,869	40,349	447,110
Advertising, consultancy & PR	66,012	59,796	59,453	45,815	58,018	55,830	70,706	64,099	77,724	77,910	77,257	75,026	67,632	789,266
Computer programming	2,084,380	2,076,547	2,069,733	2,032,989	2,270,055	1,985,611	2,285,505	2,090,005	2,218,268	2,175,609	2,347,288	2,137,490	2,117,470	25,806,570
Farming services	100,726	104,553	105,635	116,555	104,756	98,489	108,344	107,895	114,207	102,370	102,964	100,020	95,577	1,261,365
Miscellaneous professional services	1,337,816	1,296,967	1,330,969	1,206,997	1,370,050	1,287,296	1,516,205	1,330,709	1,544,977	1,665,568	1,627,826	1,644,064	1,697,268	17,518,896
Intra-company purchases	0	12,886	8,412	7,696	0	0	0	0	0	0	0	0	0	33,174
Engineering services	55,221	50,912	51,409	41,218	47,145	46,344	52,941	41,350	47,482	46,802	43,268	45,257	39,051	553,179
Marina services	70,916	55,582	41,063	36,190	37,713	36,985	57,840	83,425	92,406	96,529	109,961	105,065	71,076	823,835
Wrecking & salvage yards	3,598	3,515	3,325	2,467	3,234	3,160	3,928	3,432	3,866	3,481	3,399	3,492	2,942	40,241
Pest control	4,523	3,943	3,653	2,713	3,428	3,298	4,543	4,234	6,046	5,554	5,318	5,504	4,782	53,016
Educational establishments	904,392	1,095,619	1,161,351	752,647	875,252	750,262	923,496	635,576	830,752	748,958	690,077	632,381	921,641	10,018,012
Child care services	24,725	28,341	26,331	24,051	31,061	31,145	28,069	24,094	26,117	25,142	29,075	28,193	24,309	325,928
Social, political & religious organisations	1,581,794	1,474,968	1,430,491	1,465,125	1,324,823	1,180,010	1,519,444	1,542,097	1,704,364	1,537,882	1,413,286	1,636,363	1,372,659	17,601,512
Government services	2,778,389	2,645,101	2,649,563	2,392,219	2,748,814	2,705,155	3,201,084	2,774,503	3,058,980	2,822,236	2,850,679	2,788,594	2,686,014	33,322,942
Miscellaneous services	1,514,931	1,452,820	1,621,006	2,184,340	1,648,737	1,368,664	1,614,767	1,339,456	1,554,995	1,577,410	1,535,410	1,518,537	1,522,917	18,939,059
Commercial equipment	930,023	849,842	922,508	840,947	845,097	742,050	859,825	705,895	787,993	767,586	766,897	757,762	833,783	9,680,185
<i>Other Services</i>	<i>19,594,855</i>	<i>19,258,017</i>	<i>19,820,098</i>	<i>19,489,792</i>	<i>19,076,586</i>	<i>17,434,984</i>	<i>20,626,407</i>	<i>17,995,581</i>	<i>20,258,544</i>	<i>19,834,108</i>	<i>19,704,956</i>	<i>19,594,309</i>	<i>19,195,481</i>	<i>232,288,863</i>
<b>Total services</b>	<b>99,329,623</b>	<b>101,468,410</b>	<b>99,605,547</b>	<b>98,670,894</b>	<b>99,849,280</b>	<b>95,568,681</b>	<b>111,060,747</b>	<b>102,043,908</b>	<b>113,003,277</b>	<b>110,823,410</b>	<b>115,804,358</b>	<b>112,337,896</b>	<b>109,758,555</b>	<b>1,269,994,963</b>
<b>TOTAL</b>	<b>279,440,079</b>	<b>291,893,634</b>	<b>309,870,467</b>	<b>309,233,929</b>	<b>287,614,599</b>	<b>267,868,909</b>	<b>314,955,926</b>	<b>287,014,264</b>	<b>317,832,102</b>	<b>306,114,289</b>	<b>314,198,005</b>	<b>306,291,023</b>	<b>294,963,449</b>	<b>3,607,850,596</b>

# Table 3B Card expenditure statistics (not seasonally adjusted)

# Value of credit card transactions

## Detailed sector breakdown - retail sectors (not seasonally adjusted)

Historical Data in Hidden Columns

£	September 2016	October 2016	November 2016	December 2016	January 2017	February 2017	March 2017	April 2017	May 2017	June 2017	July 2017	August 2017	September 2017	Total (latest 12 months)
<b>Supermarkets</b>	1,830,321,000	1,963,773,893	2,034,616,039	2,446,133,530	1,798,511,247	1,670,296,070	1,930,724,937	1,902,678,686	2,069,598,485	1,984,580,963	2,036,643,421	1,950,247,624	1,911,682,964	23,699,487,859
<b>Bakers &amp; dairies</b>	18,096,565	18,329,583	17,564,101	19,055,566	15,365,054	15,518,190	18,653,279	16,491,547	18,525,228	18,437,765	18,643,466	17,823,988	17,854,721	212,662,596
<b>Sweet stores</b>	5,967,162	7,356,796	10,968,611	17,757,538	4,969,300	5,719,524	7,784,692	9,031,352	5,953,876	5,956,280	6,736,603	6,241,386	6,353,609	94,819,567
<b>Miscellaneous foodstores</b>	114,793,743	117,259,251	121,792,521	147,925,495	111,654,658	106,119,747	124,118,029	116,073,083	128,088,688	108,374,484	111,008,773	104,794,577	99,912,778	1,397,122,084
<b>Off-licences</b>	51,093,733	53,809,123	66,587,877	94,631,375	46,275,652	45,410,325	56,091,790	53,055,758	59,681,436	65,649,004	59,871,987	56,304,107	54,128,929	711,497,263
<b>Food &amp; Drink</b>	2,020,272,203	2,160,528,646	2,251,529,149	2,725,503,504	1,976,765,911	1,843,063,857	2,137,372,727	2,097,330,533	2,281,847,713	2,182,998,496	2,232,904,150	2,135,811,682	2,089,933,001	26,115,589,369
<b>Department stores</b>	408,204,446	445,240,801	613,640,110	741,401,270	425,523,351	323,827,611	392,434,395	397,378,782	420,823,509	401,479,774	436,830,754	389,464,548	406,597,631	5,394,642,536
<b>Discount stores</b>	120,369,488	125,595,012	181,097,321	189,005,471	110,471,709	99,065,398	125,329,043	128,332,957	135,498,029	133,875,873	133,971,025	134,889,948	134,294,530	1,631,426,316
<b>Catalogues</b>	276,424,167	316,525,840	443,563,981	255,826,550	319,718,958	326,453,745	449,159,974	317,305,597	347,285,610	298,228,553	277,597,054	297,708,364	287,958,716	3,937,332,942
<b>Miscellaneous mixed</b>	111,467,212	122,142,344	125,645,609	132,438,499	81,771,279	76,747,386	93,301,079	89,877,539	107,850,392	100,866,123	104,121,309	103,314,475	115,689,324	1,253,765,358
<b>Mixed Business</b>	916,465,313	1,009,503,997	1,363,947,021	1,318,671,790	937,485,297	826,094,140	1,060,224,491	932,894,875	1,011,457,540	934,450,323	952,520,142	925,377,335	944,540,201	12,217,167,152
<b>Men's clothing</b>	46,915,709	51,439,128	56,674,107	68,690,122	52,816,682	38,059,988	49,043,419	50,187,180	58,734,031	61,495,438	60,610,805	50,781,793	44,332,977	642,865,670
<b>Women's clothing</b>	173,073,400	178,313,074	189,682,905	194,766,929	169,197,277	132,234,200	167,791,183	158,520,405	182,495,799	184,205,254	173,217,518	156,821,203	158,748,669	2,045,994,416
<b>Family clothing</b>	456,354,916	514,805,346	580,862,761	614,335,504	412,035,566	350,617,398	443,976,106	453,645,150	500,983,892	495,503,063	506,762,568	480,599,571	473,866,623	5,827,993,548
<b>Miscellaneous clothing</b>	39,489,142	35,645,473	38,640,843	37,704,929	32,668,078	28,316,542	33,991,639	34,876,086	38,512,651	41,245,203	40,595,233	39,310,400	37,648,855	439,155,832
<b>Shoe shops</b>	81,376,944	92,213,186	94,845,854	99,279,829	81,120,980	83,681,174	68,718,621	77,746,743	84,507,548	82,514,629	84,992,487	86,384,900	76,250,409	84,992,553
<b>Clothing</b>	797,210,111	872,416,207	960,706,470	1,014,777,306	747,838,583	602,909,302	763,521,068	774,975,564	865,233,921	864,963,587	866,178,611	813,897,867	790,847,533	9,938,266,019
<b>Furniture stores</b>	290,873,895	338,126,496	354,887,839	307,446,479	408,450,562	321,951,522	351,452,770	330,781,527	348,318,929	306,315,342	341,733,940	338,870,814	340,794,972	4,089,131,192
<b>Household appliance stores</b>	123,760,110	130,090,397	152,207,921	134,640,985	131,618,114	114,213,013	134,515,004	116,101,369	123,780,991	123,686,288	124,224,377	123,966,256	124,697,994	1,533,742,709
<b>Electronic stores</b>	212,424,013	221,606,804	293,649,567	270,647,582	245,060,144	175,968,314	196,482,760	178,562,957	189,650,946	179,797,472	188,569,100	205,951,178	205,951,178	2,541,704,143
<b>DIY stores</b>	486,616,215	524,263,750	499,691,360	453,503,990	443,503,990	425,345,673	521,681,206	546,117,056	504,364,894	507,170,369	514,572,047	477,725,335	5,884,718,055	
<b>Floor covering stores</b>	68,881,141	79,605,177	84,824,552	55,510,940	71,874,051	65,485,346	75,837,395	66,979,943	73,201,806	66,567,344	70,897,645	69,133,761	69,953,363	849,871,323
<b>Garden centres</b>	68,873,306	71,015,224	69,818,903	80,254,065	48,985,017	51,653,459	103,846,225	137,179,031	149,655,815	108,690,896	88,660,647	87,465,080	69,008,862	1,066,233,224
<b>Miscellaneous household</b>	164,833,847	167,619,722	142,901,189	116,048,388	137,405,480	103,087,205	121,280,978	117,843,848	124,039,955	127,035,222	134,557,379	117,259,826	114,195,948	1,523,275,190
<b>Household</b>	1,416,262,527	1,532,327,620	1,597,981,331	1,360,046,443	1,486,897,358	1,257,704,532	1,505,096,338	1,472,233,046	1,554,765,498	1,416,457,458	1,463,001,676	1,439,836,884	1,402,327,652	17,488,676,836
<b>Books, newspapers &amp; magazines</b>	59,158,399	60,297,088	69,157,078	85,136,261	59,737,069	51,600,668	60,000,886	49,378,306	55,397,459	53,189,024	54,599,910	53,238,059	55,651,843	707,383,651
<b>Music shops</b>	19,404,791	20,263,820	22,555,165	24,959,231	21,333,812	18,246,644	20,095,434	17,427,665	18,448,396	17,099,016	18,197,337	18,568,121	19,285,295	236,479,936
<b>Hobbies, toys &amp; games</b>	32,390,053	41,644,836	70,801,295	79,111,316	30,714,008	26,351,369	32,308,707	29,218,363	30,094,863	29,444,350	31,932,460	30,008,918	35,165,646	466,796,131
<b>Photographic</b>	21,773,551	21,976,589	24,619,141	23,703,680	19,795,524	17,583,161	25,103,121	19,196,436	21,561,152	21,565,465	22,528,196	22,112,331	19,723,389	259,468,113
<b>Handicraft</b>	8,404,601	9,011,095	9,601,373	7,118,486	8,307,150	7,317,107	8,633,290	7,511,661	8,748,460	7,685,426	8,167,617	8,226,040	7,779,760	98,107,465
<b>Sports shops</b>	194,490,316	188,882,602	209,892,661	231,285,315	178,017,652	146,494,579	175,315,927	193,199,586	210,871,836	203,973,107	223,287,186	221,384,200	196,711,239	2,379,315,890
<b>Jewellers</b>	138,627,461	143,204,001	164,024,255	250,721,647	132,846,726	118,849,082	134,854,415	125,457,135	137,237,178	133,765,260	155,794,287	141,966,177	133,777,178	1,772,497,341
<b>Computer software</b>	39,711,654	37,687,323	42,308,318	37,839,626	37,125,357	34,288,740	44,188,948	33,246,253	35,808,853	38,173,131	36,158,518	39,323,957	37,837,141	453,986,165
<b>Medical goods</b>	19,692,301	19,748,596	20,500,063	18,959,981	18,898,809	19,111,738	23,060,930	20,515,377	22,800,355	22,946,453	23,142,090	22,021,833	21,655,404	253,361,629
<b>Chemists</b>	84,582,113	100,064,623	121,155,547	166,976,935	84,864,702	73,214,808	90,887,314	79,826,943	97,087,605	93,915,226	97,002,129	93,786,095	85,983,081	1,184,765,008
<b>Optical goods</b>	80,669,175	79,984,555	77,924,866	61,911,247	78,729,713	77,982,316	93,151,493	79,228,044	91,198,146	86,492,079	89,535,465	85,523,231	79,470,419	981,131,574
<b>Cosmetic stores</b>	43,048,927	45,851,464	60,340,560	74,128,154	48,848,364	38,490,510	46,658,124	41,315,989	48,312,444	47,367,664	50,388,208	45,174,159	44,318,640	586,194,220
<b>Tobacconists</b>	4,055,787	4,302,776	4,223,515	4,614,319	4,649,935	4,415,786	5,060,299	4,637,934	5,186,835	4,872,506	5,196,632	5,108,139	4,990,405	57,259,081
<b>Florists</b>	17,746,866	16,783,740	17,089,148	24,628,901	14,883,872	19,197,352	16,018,713	17,462,920	20,420,453	18,608,557	17,188,922	17,357,387	16,006,575	225,646,540
<b>Artists' supplies</b>	14,242,944	15,826,195	17,937,363	15,948,517	13,929,592	12,326,843	14,404,947	12,306,650	14,099,949	12,693,241	13,369,693	13,282,028	13,192,918	169,317,936
<b>Antiques, art &amp; stamps/coins</b>	27,988,647	30,034,685	29,992,470	29,069,297	24,778,386	22,067,196	28,778,147	25,211,300	28,751,468	25,731,166	26,083,957	24,382,961	25,988,336	320,869,369
<b>Pawn shops</b>	1,330,415	1,306,035	1,378,497	1,564,879	1,308,918	1,186,820	1,342,080	1,341,409	1,348,658	1,415,336	1,402,222	1,443,897	1,488,582	16,527,333
<b>Gift shops</b>	57,158,789	61,128,631	80,379,020	99,995,132	46,881,922	41,532,989	52,102,485	47,267,921	53,297,446	56,119,246	60,480,572	59,079,993	54,072,176	712,337,533
<b>Secondhand shops</b>	3,022,058	3,116,006	2,894,195	2,894,195	2,664,211	2,664,211	3,558,747	2,751,554	3,029,292	3,619,243	2,963,865	3,084,083	3,684,411	61,814,111
<b>Luggage &amp; leather goods</b>	19,890,474	21,110,380	22,767,962	27,814,577	19,621,741	15,967,861	19,304,471	19,763,251	21,441,581	21,227,181	24,892,730	22,627,681	21,122,497	257,661,913
<b>Pet shops</b>	36,404,311	37,349,841	36,448,581	38,820,690	35,838,502	33,376,951	38,060,291	36,687,681	39,256,570	37,894,076	39,388,272	39,925,420	36,856,289	449,903,164
<b>Religious goods</b>	486,966	335,288	390,387	364,845	292,010	397,883	484,600	498,689	527,952	570,458	598,848	527,924	488,809	5,319,768
<b>Direct sales</b>	150,479,018	144,039,628	134,345,899	118,527,437	133,612,164	117,700,926	138,583,137	120,408,006	129,564,838	125,913,900	118,65			

# Table 3B Card expenditure statistics (not seasonally adjusted)

# Value of credit card transactions

## Detailed sector breakdown - services sectors (not seasonally adjusted)

£	September 2016	October 2016	November 2016	December 2016	January 2017	February 2017	March 2017	April 2017	May 2017	June 2017	July 2017	August 2017	September 2017	Total (latest 12 months)
Auto rental	115,954,853	102,422,073	93,799,921	94,464,331	104,784,667	96,670,238	123,081,689	118,485,757	119,918,372	133,366,088	147,759,418	128,279,785	106,090,780	1,369,123,119
Auto parts & accessories	116,757,407	113,668,001	117,703,713	100,063,066	112,024,784	108,894,301	135,722,395	114,407,785	124,264,620	123,487,077	120,441,289	121,643,965	115,400,756	1,407,721,752
Auto services	66,430,412	64,051,616	63,714,343	57,385,954	61,623,832	58,796,102	73,387,873	58,728,309	66,523,858	66,847,158	66,763,622	65,184,158	65,042,066	768,048,891
Auto repair shops	227,289,408	212,973,164	211,182,876	180,741,963	205,624,640	204,733,330	255,852,935	203,403,174	220,501,456	225,454,109	216,850,211	217,876,190	210,946,491	2,566,140,539
Vehicle sales	242,052,562	220,502,522	201,505,061	166,435,318	210,516,262	215,376,730	281,397,547	212,650,042	232,363,561	227,948,886	229,114,048	223,733,977	235,447,473	2,656,990,427
<b>Vehicle Sales &amp; Services</b>	<b>768,484,642</b>	<b>713,617,376</b>	<b>687,905,914</b>	<b>599,090,632</b>	<b>694,574,185</b>	<b>684,470,701</b>	<b>869,442,439</b>	<b>707,675,067</b>	<b>763,571,867</b>	<b>777,103,318</b>	<b>760,928,588</b>	<b>756,717,075</b>	<b>732,927,566</b>	<b>8,768,024,728</b>
Restaurants	746,849,738	782,379,548	734,692,897	851,281,880	668,557,979	682,836,304	781,259,449	772,748,388	821,945,410	808,584,812	895,462,821	831,796,796	780,643,276	9,412,189,560
Public houses	146,898,746	152,412,676	140,200,984	170,041,017	124,324,545	127,385,394	149,920,398	154,187,304	169,685,861	163,905,293	180,212,993	169,273,678	154,533,369	1,856,083,512
Catering services	63,834,038	62,611,225	65,253,084	67,008,397	54,202,789	55,852,575	67,323,471	57,723,140	71,651,862	72,631,863	70,607,564	72,164,412	69,981,984	787,012,366
Cinema, theatre & dance	150,664,006	184,087,456	173,526,055	167,938,979	154,382,559	145,413,659	154,878,089	140,806,548	131,514,812	114,531,971	115,014,844	110,031,021	128,737,457	1,762,863,450
Concerts & entertainers	12,940,555	14,100,932	17,716,403	14,466,105	11,300,870	10,362,994	13,007,702	11,074,178	12,098,111	12,050,985	12,194,331	11,551,048	10,435,023	150,358,682
Tourist attractions	41,774,372	43,249,575	27,402,358	26,891,673	25,879,973	31,510,073	35,935,631	47,815,993	49,734,393	49,519,441	60,223,314	59,711,679	42,699,945	500,574,048
Amusement parks	4,832,370	5,398,437	2,798,242	2,871,677	2,344,592	2,707,156	3,187,291	6,885,137	5,454,587	6,011,515	8,454,492	10,391,960	5,128,090	61,633,176
Aquariums	1,493,366	1,886,141	1,099,973	988,648	953,200	1,086,584	1,198,458	1,247,334	1,740,243	1,652,556	1,957,101	2,091,017	1,572,939	17,699,194
Sports & games establishments	81,053,689	77,993,165	81,027,000	75,171,971	81,479,675	76,062,632	113,956,873	112,099,207	142,644,469	104,719,315	100,906,721	89,502,376	83,011,574	1,138,574,978
Professional sports clubs	7,910,417	8,973,979	7,359,707	7,107,225	8,196,913	7,357,817	10,300,979	11,995,929	13,687,118	9,384,125	10,547,943	9,121,846	7,460,856	111,494,437
Gambling	135,162,067	144,045,301	160,467,099	240,855,185	193,480,461	166,941,507	173,778,620	160,906,306	170,081,537	141,491,167	151,110,329	141,285,944	165,599,703	2,010,043,143
Personal services	20,597,897	20,819,591	20,864,075	20,932,726	20,981,007	18,627,011	22,630,409	20,691,073	22,099,004	20,780,291	21,038,722	19,653,110	248,879,300	2,897,933,000
Miscellaneous entertainment	238,143,232	238,199,655	234,941,351	234,982,482	244,081,847	217,695,978	250,974,829	212,558,634	234,968,925	217,877,975	211,645,050	209,965,904	200,832,247	2,708,724,877
Digital Entertainment	70,297,868	105,724,322	99,578,168	138,292,025	111,619,099	81,389,793	86,046,058	75,367,704	81,891,032	87,576,751	79,433,995	87,420,718	91,372,347	1,125,712,012
<b>Entertainment</b>	<b>1,722,452,361</b>	<b>1,841,482,005</b>	<b>1,766,816,071</b>	<b>2,018,941,315</b>	<b>1,701,785,509</b>	<b>1,625,229,477</b>	<b>1,864,398,239</b>	<b>1,787,106,875</b>	<b>1,929,197,364</b>	<b>1,810,618,060</b>	<b>1,960,810,220</b>	<b>1,824,270,680</b>	<b>1,761,186,920</b>	<b>21,891,842,735</b>
<b>Hotels</b>	<b>1,366,616,025</b>	<b>1,325,120,072</b>	<b>1,222,191,209</b>	<b>1,103,767,454</b>	<b>1,222,258,357</b>	<b>1,192,132,657</b>	<b>1,442,495,135</b>	<b>1,309,606,692</b>	<b>1,406,083,422</b>	<b>1,545,100,388</b>	<b>1,698,353,625</b>	<b>1,488,238,242</b>	<b>1,379,924,285</b>	<b>16,335,271,538</b>
Airlines	704,443,233	683,788,178	601,971,356	558,005,812	957,071,722	749,936,503	879,612,637	727,672,105	843,775,671	759,652,874	809,932,178	764,552,211	798,855,225	9,134,826,472
Airport terminals	4,977,848	4,372,277	3,578,599	3,278,029	3,324,798	3,485,397	4,534,169	4,284,258	5,360,728	5,351,353	5,550,872	5,189,381	4,880,898	53,190,759
Railways	269,751,775	265,363,582	262,572,198	240,034,817	261,907,119	226,253,874	260,186,995	223,420,204	256,254,883	249,121,933	243,299,270	229,692,333	248,330,895	2,966,438,103
Buses	40,555,292	34,700,967	34,063,238	32,143,875	31,620,085	31,018,600	38,814,600	36,373,392	41,589,098	44,657,094	45,398,854	42,739,235	47,357,731	460,476,769
Sea travel	79,963,900	83,908,314	40,199,339	37,677,550	46,858,654	48,541,630	50,344,409	49,975,670	57,025,281	58,987,537	61,222,665	56,931,397	56,784,874	648,457,320
Travel agents	586,463,696	516,023,065	474,052,284	458,551,063	709,526,419	660,473,244	788,087,926	653,998,212	789,347,723	764,252,335	765,844,081	734,070,476	633,436,166	7,947,662,994
Timeshares	2,113,062	2,262,025	833,168	709,553	1,158,081	893,539	874,740	774,897	803,659	759,096	801,858	798,372	727,536	11,396,524
Camping grounds	25,369,651	23,515,592	28,644,773	18,693,465	23,776,968	25,626,627	35,570,911	36,308,340	42,334,465	42,674,554	49,664,700	41,584,211	24,920,907	393,315,513
Miscellaneous travel	83,685,912	81,318,532	81,519,263	77,348,019	82,707,469	81,398,134	98,917,956	88,586,932	105,792,611	108,380,551	104,403,341	103,370,532	92,312,476	1,106,055,816
<b>Travel</b>	<b>1,797,324,369</b>	<b>1,695,252,532</b>	<b>1,527,434,218</b>	<b>1,426,442,183</b>	<b>2,117,951,315</b>	<b>1,827,627,548</b>	<b>2,156,944,343</b>	<b>1,821,394,010</b>	<b>2,142,284,119</b>	<b>2,033,837,327</b>	<b>2,086,117,819</b>	<b>1,978,928,148</b>	<b>1,907,606,708</b>	<b>22,721,820,270</b>
Telegraph Services / Wire Transfer Money Or	8,613,370	7,289,824	7,862,311	11,398,300	13,011,664	11,171,199	13,865,003	13,590,650	16,946,497	16,724,792	15,952,860	18,600,149	19,289,104	165,702,353
Insurance services	319,260,290	296,917,723	287,630,191	264,366,869	317,660,558	305,831,463	386,381,816	335,872,297	355,896,409	365,281,659	369,123,902	401,502,407	410,921,597	4,097,386,891
FIs - cash disbursements (auto & manual)	101,446,436	99,221,244	88,417,509	95,555,538	81,573,403	77,644,216	92,650,640	89,390,961	98,121,361	102,742,790	105,640,760	102,558,795	99,361,471	1,132,878,688
FIs - merchandise & services	69,650,315	58,259,445	57,281,072	76,429,046	93,872,209	90,397,355	116,053,418	93,439,005	152,774,268	196,064,176	152,866,541	187,737,370	202,090,665	1,477,264,570
Non-FIs - foreign currency, travellers' cheque	84,005,590	59,967,873	46,351,561	42,203,561	45,359,180	49,719,030	66,850,600	68,641,884	84,002,305	84,537,316	97,104,101	96,785,134	93,365,360	834,887,905
Security Brokers and Dealers	12,447,062	13,407,272	15,721,393	13,380,177	12,756,075	11,934,570	12,583,213	9,871,228	12,387,924	13,052,052	12,156,181	11,463,029	14,450,878	153,163,992
Tax Preparation Services	182,136	399,749	238,123	235,197	304,783	286,890	425,795	363,848	236,446	280,723	417,205	299,036	302,176	3,789,971
Tax Payments	294,820	278,952	325,667	276,144	258,893	253,667	292,687	332,372	376,250	314,547	293,684	309,798	373,303	3,585,732
Fines, bail and bond payments	9,120,499	8,753,162	9,775,944	8,732,948	9,470,805	9,130,484	10,146,533	8,709,516	10,388,039	10,307,392	9,808,785	9,785,593	9,644,590	114,653,791
Miscellaneous financial	19,298,586	17,989,963	19,671,009	14,941,587	16,795,657	15,856,670	19,122,342	17,317,268	20,964,892	18,891,744	19,369,032	18,806,328	20,481,428	220,207,920
<b>Financial Services</b>	<b>624,319,104</b>	<b>562,485,207</b>	<b>533,274,780</b>	<b>527,519,367</b>	<b>591,063,227</b>	<b>572,225,312</b>	<b>718,372,047</b>	<b>637,529,029</b>	<b>752,094,391</b>	<b>808,197,191</b>	<b>782,733,051</b>	<b>847,847,639</b>	<b>870,180,572</b>	<b>8,203,521,813</b>



# Table 3B Card expenditure statistics (not seasonally adjusted)

# Value of credit card transactions

Detailed sector breakdown - services sectors (continued, not seasonally adjusted)

£	September 2016	October 2016	November 2016	December 2016	January 2017	February 2017	March 2017	April 2017	May 2017	June 2017	July 2017	August 2017	September 2017	Total (latest 12 months)
Telecoms	98,201,623	98,014,247	101,712,916	97,148,022	94,432,818	80,119,919	91,103,215	78,235,171	86,946,102	82,096,848	83,774,735	85,782,900	86,514,780	1,065,881,673
Utilities	69,003,940	66,557,436	66,101,640	60,276,284	74,382,281	73,468,125	95,845,747	75,435,582	79,447,763	72,630,253	67,516,797	71,619,878	68,344,767	871,626,553
Contractors (residential & commercial)	98,512,354	97,524,154	101,741,758	80,866,737	90,296,156	90,159,452	105,029,485	86,013,071	98,763,720	98,412,834	94,759,581	96,227,706	96,272,196	1,136,066,850
Gardening services	5,952,242	5,591,227	5,046,938	4,472,230	3,007,955	4,377,656	5,678,603	6,188,673	6,905,889	7,067,352	4,980,865	6,728,235	5,388,426	65,434,049
Veterinary services	73,222,918	69,077,386	69,085,218	64,821,497	67,716,165	63,473,056	73,713,899	65,188,186	72,880,999	74,380,342	75,542,853	76,846,495	71,742,600	844,468,696
Photocopying & printing	43,769,326	43,315,364	45,942,569	39,648,151	41,520,769	37,593,728	45,225,754	34,586,039	39,645,210	40,840,798	36,188,064	37,894,074	41,357,606	483,758,126
Photographic studios	7,943,424	9,339,519	10,676,950	8,751,134	6,103,451	5,744,693	7,068,746	6,234,609	7,429,208	7,669,674	9,030,584	7,219,330	7,231,656	92,499,554
Beauty & barber shops	95,644,693	93,926,475	101,390,474	118,331,959	86,868,764	83,617,262	100,672,484	89,222,802	98,792,937	100,920,765	99,979,958	99,094,329	89,661,843	1,162,480,052
Employment agencies	33,095,700	32,642,504	33,949,510	32,262,826	28,343,363	29,481,015	37,540,861	28,188,655	31,046,478	33,717,095	29,754,427	28,680,216	29,570,395	375,177,345
Counselling services	1,633,768	2,066,203	1,724,694	2,085,831	1,624,325	2,404,527	1,745,492	1,520,257	1,749,474	1,688,676	1,680,290	1,788,956	1,815,059	21,893,784
Legal services	24,852,223	24,269,003	25,660,762	20,911,838	24,944,199	25,113,433	31,268,480	23,833,237	27,519,936	28,275,545	25,647,107	26,856,706	25,672,798	309,973,044
Laundry & cleaning	7,659,756	7,798,637	7,406,628	6,567,860	6,724,132	6,051,706	7,112,398	6,689,990	7,502,943	7,919,145	7,829,830	7,297,757	7,128,849	86,029,875
Funeral services	15,053,017	15,951,232	17,017,532	14,989,568	17,781,959	18,059,010	21,747,372	15,244,833	16,198,073	15,666,236	15,092,944	14,747,473	14,567,314	197,063,546
Medical services	201,355,973	195,336,037	210,065,215	173,047,237	196,838,684	192,520,711	230,776,493	181,145,122	214,046,639	214,449,261	202,314,006	208,348,157	200,178,538	2,419,066,100
Moving & courier services	48,800,875	47,313,719	49,706,649	49,507,210	46,872,979	44,014,598	52,683,983	45,328,718	47,829,743	49,143,634	46,496,729	44,841,733	44,072,479	567,812,174
Repair shops (not auto)	12,357,984	13,140,074	15,063,005	15,291,464	13,435,073	12,362,417	14,663,552	13,499,350	13,962,245	14,138,261	14,597,496	14,224,487	14,745,882	169,123,306
Accounting services	8,098,624	7,755,471	8,323,891	8,319,713	10,755,315	9,712,308	10,921,410	7,872,055	9,072,680	7,784,092	7,903,157	8,142,687	7,968,893	104,531,672
Advertising, consultancy & PR	7,481,433	7,278,309	7,706,860	6,109,705	7,447,847	7,030,095	8,435,221	6,867,544	8,305,936	7,561,775	7,300,043	7,433,872	6,895,515	88,372,722
Computer programming	140,406,831	140,840,501	143,813,326	138,967,465	152,390,429	133,092,583	160,658,931	146,699,370	159,059,863	163,068,526	161,116,043	147,675,624	148,125,682	1,795,508,343
Farming services	10,826,990	11,105,436	10,589,621	10,566,904	10,623,269	9,437,537	10,938,781	10,252,829	11,018,526	10,567,603	10,531,887	10,782,589	10,207,419	126,622,401
Miscellaneous professional services	218,220,917	194,860,998	190,141,810	175,507,396	201,539,108	175,280,857	211,829,345	188,358,132	214,993,275	228,828,147	220,204,772	228,566,071	264,296,209	2,494,406,120
Intra-company purchases	0	384,249	236,827	185,874	0	0	0	0	0	0	0	82,250	0	889,200
Engineering services	15,768,382	15,172,178	15,531,166	12,485,828	13,901,875	13,947,632	16,886,774	13,086,477	15,340,160	15,277,139	13,496,596	14,933,254	13,516,089	173,575,168
Marina services	8,450,450	7,115,252	5,693,139	5,042,804	6,846,376	7,065,201	11,378,041	11,615,391	12,192,800	12,473,508	13,058,568	11,445,762	8,313,979	112,240,821
Wrecking & salvage yards	810,323	821,294	874,093	613,267	789,328	757,876	941,828	824,635	906,221	850,540	875,558	855,640	720,253	9,830,533
Pest control	994,479	854,647	864,816	645,277	889,964	866,990	1,070,760	849,342	1,254,217	1,221,791	1,080,859	1,071,379	1,093,358	11,763,400
Educational establishments	339,839,047	225,334,506	151,739,060	126,882,296	208,056,574	133,223,270	138,448,573	147,271,965	154,416,646	135,584,442	133,874,001	177,905,008	339,511,982	2,072,248,323
Child care services	3,054,748	2,981,997	2,985,626	2,695,779	3,197,155	3,002,603	3,465,154	2,695,523	3,196,103	3,282,398	3,273,797	3,225,037	2,872,795	36,873,967
Social, political & religious organisations	92,613,843	98,072,680	96,227,916	111,822,344	116,760,932	93,572,568	113,449,369	95,580,115	103,565,566	99,464,022	88,333,023	94,861,226	87,492,246	1,199,202,007
Government services	305,875,887	273,226,304	274,371,812	246,372,049	408,237,826	400,858,275	358,350,415	306,450,928	333,837,258	319,656,118	358,616,675	320,279,410	319,479,287	3,919,736,357
Miscellaneous services	99,498,408	93,805,630	95,722,607	103,929,244	99,794,419	83,533,163	100,258,108	81,618,161	93,773,199	95,024,119	89,016,141	87,097,495	91,136,823	1,114,709,109
Commercial equipment	132,671,305	127,042,910	133,960,821	110,457,412	120,043,483	115,768,283	137,950,602	111,623,642	127,048,539	126,376,917	122,021,145	125,139,942	127,071,564	1,484,505,260
Other Services	2,221,671,483	2,028,515,579	2,001,075,849	1,849,583,205	2,162,166,973	1,955,710,549	2,206,859,876	1,888,220,404	2,098,648,348	2,076,037,856	2,045,065,022	2,068,519,187	2,232,967,282	24,613,370,130
<b>Total services</b>	<b>8,500,867,984</b>	<b>8,166,472,771</b>	<b>7,738,698,041</b>	<b>7,525,344,156</b>	<b>8,489,799,566</b>	<b>7,857,396,244</b>	<b>9,258,512,079</b>	<b>8,151,532,077</b>	<b>9,091,879,511</b>	<b>9,050,894,140</b>	<b>9,354,008,325</b>	<b>8,964,520,971</b>	<b>8,884,793,333</b>	<b>102,533,851,214</b>
<b>TOTAL</b>	<b>16,032,689,463</b>	<b>16,188,720,296</b>	<b>16,514,203,302</b>	<b>16,691,498,691</b>	<b>16,075,954,130</b>	<b>14,597,459,690</b>	<b>17,346,179,186</b>	<b>15,820,764,644</b>	<b>17,438,829,511</b>	<b>17,033,352,010</b>	<b>17,519,346,635</b>	<b>16,825,385,005</b>	<b>16,608,029,992</b>	<b>198,659,723,092</b>





# Table 3C Card expenditure statistics (not seasonally adjusted)

# Number of debit card transactions

## Detailed sector breakdown - services sectors (continued, not seasonally adjusted)

	September 2016	October 2016	November 2016	December 2016	January 2017	February 2017	March 2017	April 2017	May 2017	June 2017	July 2017	August 2017	September 2017	Total (latest 12 months)
Telecoms	11,994,034	12,346,050	11,894,183	12,379,154	11,768,416	10,668,778	12,484,482	11,335,300	12,000,367	11,470,618	12,224,731	12,552,335	12,231,889	143,356,303
Utilities	3,392,391	3,615,704	3,825,708	3,654,691	4,086,404	3,700,288	4,239,631	4,423,217	5,250,984	4,527,059	4,722,868	4,895,479	5,099,558	52,041,591
Contractors (residential & commercial)	720,027	731,949	749,841	606,116	669,746	653,284	779,251	650,746	764,387	813,835	781,729	761,182	769,930	8,731,996
Gardening services	89,913	90,855	86,376	94,940	64,276	71,857	117,840	140,823	161,331	127,753	112,448	104,693	89,452	1,262,644
Veterinary services	2,211,710	2,138,386	2,033,519	1,937,563	1,967,391	1,861,337	2,154,287	1,955,592	2,125,161	2,168,964	2,268,276	2,304,894	2,158,528	25,073,898
Photocopying & printing	383,631	411,626	446,156	424,344	346,266	316,119	377,879	322,378	382,706	354,565	332,362	352,351	413,105	4,479,857
Photographic studios	609,633	762,619	832,925	886,231	528,488	568,947	670,126	578,992	671,854	747,778	810,003	682,227	711,276	8,451,466
Beauty & barber shops	5,947,004	5,987,505	5,896,111	7,455,273	5,358,625	5,385,370	6,413,464	5,897,673	6,523,052	6,471,261	6,604,991	6,476,141	5,636,024	74,105,490
Employment agencies	11,835	11,814	12,246	11,671	21,159	21,563	23,014	17,268	19,144	18,810	19,151	19,557	20,743	216,140
Counselling services	81,107	85,104	87,039	77,971	86,258	79,195	89,816	73,117	87,972	81,428	80,727	80,366	75,389	984,382
Legal services	193,302	193,192	201,969	156,170	192,039	199,047	245,914	188,506	217,509	215,193	209,425	212,219	200,409	2,431,592
Laundry & cleaning	579,243	635,094	586,612	526,404	520,191	499,274	575,489	526,319	593,750	599,945	582,260	556,729	560,064	6,762,131
Funeral services	43,826	44,873	47,161	40,363	48,444	49,004	57,725	43,041	47,946	46,769	44,409	45,380	43,243	558,358
Medical services	4,021,815	3,925,887	4,158,435	3,426,464	4,074,616	3,972,695	4,685,493	3,687,063	4,320,398	4,292,679	4,080,663	4,249,740	4,133,229	49,007,362
Moving & courier services	639,952	640,501	714,726	758,146	659,365	603,460	715,047	618,045	692,426	684,314	680,928	698,293	673,314	8,138,565
Repair shops (not auto)	224,278	226,836	239,877	290,841	226,955	216,271	241,160	207,908	236,228	231,864	244,722	243,935	231,561	2,838,158
Accounting services	100,852	100,591	103,094	93,635	112,977	97,230	114,455	91,398	110,412	103,353	109,121	114,715	113,229	1,264,210
Advertising, consultancy & PR	146,762	138,737	135,553	100,086	127,475	127,013	157,603	137,713	158,610	149,161	148,961	147,517	129,746	1,658,175
Computer programming	729,522	731,563	712,228	684,445	708,018	652,540	749,097	660,696	748,350	696,803	703,114	706,765	701,186	8,454,805
Farming services	320,381	344,051	336,794	369,643	338,113	330,724	355,846	346,283	367,785	333,567	342,168	333,620	316,933	4,115,527
Miscellaneous professional services	3,466,337	3,688,874	3,753,738	3,387,449	3,581,817	3,336,373	3,949,700	3,367,438	3,806,524	3,635,264	3,622,773	3,507,591	3,320,991	42,958,532
Intra-company purchases	0	31,811	21,262	19,543	0	0	0	0	0	0	0	17,287	0	89,903
Engineering services	96,549	98,833	96,991	75,968	87,729	88,465	100,716	80,499	92,766	90,946	84,639	87,907	76,751	1,062,210
Marina services	127,871	114,805	86,256	82,136	80,651	84,442	117,914	171,219	175,957	180,372	202,482	207,565	136,099	1,639,898
Wrecking & salvage yards	10,903	10,564	10,109	7,697	9,573	9,424	11,557	10,628	11,821	11,111	10,773	10,976	9,840	124,073
Pest control	7,970	6,929	6,759	5,030	6,360	5,970	7,942	7,283	10,653	9,985	9,827	10,132	9,088	95,958
Educational establishments	3,289,989	6,098,823	6,779,980	3,755,791	4,359,878	4,473,098	5,541,558	2,993,104	4,981,809	3,193,318	2,259,251	2,323,176	4,176,144	50,935,930
Child care services	197,217	238,063	215,245	190,302	261,323	270,382	240,812	205,544	220,734	200,667	229,142	225,052	193,338	2,690,604
Social, political & religious organisations	4,630,819	4,711,470	4,300,411	4,045,451	3,908,022	3,824,806	4,858,679	4,792,269	5,418,939	4,902,097	4,496,606	5,158,848	4,476,950	54,894,548
Government services	9,807,296	9,778,228	9,630,372	8,740,877	10,734,978	9,905,910	11,228,960	10,615,089	11,481,396	10,508,586	10,683,152	10,782,993	10,492,890	124,583,431
Miscellaneous services	6,686,937	6,664,688	7,188,120	9,334,067	7,165,307	6,264,036	7,504,942	6,299,858	7,469,453	7,323,120	7,128,748	7,163,541	7,095,786	86,601,666
Commercial equipment	1,959,443	1,873,827	1,918,994	1,962,428	1,843,573	1,651,640	1,914,655	1,616,009	1,863,434	1,681,262	1,701,335	1,688,296	1,992,535	21,707,988
Other Services	62,722,549	66,479,852	67,108,790	65,580,890	63,944,433	59,988,542	70,725,054	62,061,018	71,013,858	65,872,447	65,531,785	66,721,502	66,289,220	791,317,391
<b>Total services</b>	<b>336,523,518</b>	<b>369,353,323</b>	<b>355,374,867</b>	<b>359,819,544</b>	<b>354,551,428</b>	<b>349,842,076</b>	<b>404,575,535</b>	<b>380,839,081</b>	<b>416,395,284</b>	<b>384,187,296</b>	<b>408,841,777</b>	<b>400,948,602</b>	<b>397,343,203</b>	<b>4,582,072,016</b>
<b>TOTAL</b>	<b>951,910,442</b>	<b>1,031,265,183</b>	<b>1,018,951,990</b>	<b>1,090,719,745</b>	<b>978,759,145</b>	<b>937,219,163</b>	<b>1,092,750,661</b>	<b>1,017,896,031</b>	<b>1,130,737,272</b>	<b>1,064,913,181</b>	<b>1,109,409,281</b>	<b>1,080,522,711</b>	<b>1,053,050,440</b>	<b>12,606,194,803</b>













Table 3E Card expenditure statistics (not seasonally adjusted)

Number of total card transactions

Detailed sector breakdown - services sectors (continued, not seasonally adjusted)

	September 2016	October 2016	November 2016	December 2016	January 2017	February 2017	March 2017	April 2017	May 2017	June 2017	July 2017	August 2017	September 2017	Total (latest 12 months)
Telecoms	13,999,421	14,340,505	13,869,606	14,382,510	13,672,989	12,327,609	14,382,993	13,033,510	13,882,486	13,301,298	14,119,299	14,472,862	14,111,319	165,896,986
Utilities	3,864,576	4,080,080	4,300,916	4,071,557	4,574,312	4,150,474	4,778,148	4,873,408	5,745,711	4,996,485	5,189,816	5,384,677	5,592,467	57,738,051
Contractors (residential & commercial)	1,029,856	1,039,412	1,066,023	860,762	955,917	931,630	1,106,322	923,122	1,072,856	1,130,415	1,088,173	1,069,356	1,077,835	12,321,823
Gardening services	128,758	128,713	120,567	130,257	88,758	100,523	168,683	201,122	230,767	180,167	156,497	148,334	126,160	1,780,548
Veterinary services	2,946,187	2,832,248	2,711,306	2,589,609	2,618,990	2,467,143	2,851,292	2,589,067	2,820,095	2,881,669	2,998,190	3,050,228	2,852,170	33,262,007
Photocopying & printing	653,191	694,301	781,095	757,146	617,949	542,936	647,479	545,050	634,852	601,846	561,615	591,150	679,725	7,655,144
Photographic studios	764,757	971,684	1,067,438	1,089,979	652,757	687,968	813,068	706,999	829,050	922,396	1,007,855	841,507	876,800	10,467,501
Beauty & barber shops	7,619,050	7,636,664	7,626,747	9,592,916	6,873,131	6,834,442	8,127,332	7,458,820	8,248,549	8,232,170	8,378,660	8,221,126	7,161,732	94,392,289
Employment agencies	40,979	40,323	40,347	38,890	52,550	50,953	58,217	45,696	48,883	50,379	46,638	48,074	48,862	569,812
Counselling services	87,118	91,015	93,110	83,202	92,203	84,738	95,880	77,979	93,910	87,468	86,319	86,290	80,858	1,052,972
Legal services	252,620	245,881	256,644	201,203	244,364	253,168	310,885	239,314	274,211	271,286	263,449	267,654	253,619	3,081,678
Laundry & cleaning	798,756	861,613	797,915	717,097	711,737	675,114	781,637	719,920	812,415	829,937	806,038	766,182	764,316	9,243,921
Funeral services	56,746	57,524	60,638	52,375	62,467	62,803	73,688	54,836	60,994	59,566	56,722	57,699	55,157	714,459
Medical services	5,501,614	5,343,840	5,687,561	4,706,366	5,542,043	5,364,133	6,333,040	4,994,955	5,865,461	5,842,494	5,532,687	5,767,099	5,582,787	66,562,466
Moving & courier services	1,160,361	1,161,384	1,274,375	1,332,188	1,183,033	1,113,865	1,321,800	1,111,078	1,279,554	1,269,058	1,213,798	1,175,840	1,140,750	14,576,723
Repair shops (not auto)	331,887	333,947	356,671	423,796	340,933	323,817	358,453	308,099	348,542	342,902	359,843	359,955	341,168	4,198,126
Accounting services	146,085	136,077	140,215	127,947	155,886	133,088	155,866	123,222	147,658	137,733	145,466	154,584	153,578	1,711,320
Advertising, consultancy & PR	212,774	198,533	195,006	145,901	185,493	182,843	228,309	201,812	236,334	227,071	226,218	222,543	197,378	2,447,441
Computer programming	2,813,902	2,808,110	2,781,961	2,717,434	2,978,073	2,638,151	3,034,602	2,750,701	2,966,618	2,872,412	3,050,402	2,844,255	2,818,656	34,261,375
Farming services	421,107	448,604	442,429	486,198	442,869	429,213	464,190	454,178	481,992	435,937	445,132	433,640	412,510	5,376,892
Miscellaneous professional services	4,804,153	4,985,841	5,084,707	4,594,446	4,951,867	4,623,669	5,465,905	4,698,147	5,351,501	5,300,832	5,250,599	5,151,655	5,018,259	60,477,428
Intra-company purchases	0	44,697	29,674	27,239	0	0	0	0	0	0	0	21,467	0	123,077
Engineering services	151,770	149,745	148,400	117,186	134,874	134,809	153,657	121,849	140,248	137,748	127,907	133,164	115,802	1,615,389
Marina services	198,787	170,387	127,319	118,326	118,364	121,427	175,754	254,644	268,363	276,901	312,443	312,630	207,175	2,463,733
Wrecking & salvage yards	14,501	14,079	13,434	10,164	12,807	12,584	15,485	14,060	15,687	14,592	14,172	14,468	12,782	164,314
Pest control	12,493	10,872	10,412	7,743	9,788	9,268	12,485	11,517	16,699	15,539	15,145	15,636	13,870	148,974
Educational establishments	4,194,381	7,194,442	7,941,331	4,508,438	5,235,130	5,223,360	6,465,054	3,628,680	5,812,561	3,942,276	2,949,328	2,955,557	5,097,785	60,953,942
Child care services	221,942	266,404	241,576	214,353	292,384	301,527	268,881	229,638	246,851	225,809	258,217	253,245	217,647	3,016,532
Social, political & religious organisations	6,212,613	6,186,438	5,730,902	5,510,576	5,232,845	5,004,816	6,378,123	6,334,366	7,123,303	6,439,979	5,909,892	6,795,211	5,849,609	72,496,060
Government services	12,585,685	12,423,329	12,279,935	11,133,096	13,483,792	12,611,065	14,430,044	13,389,592	14,540,376	13,330,822	13,533,831	13,571,587	13,178,904	157,906,373
Miscellaneous services	8,201,868	8,117,508	8,809,126	11,518,407	8,814,044	7,632,700	9,119,709	7,639,314	9,024,448	8,900,530	8,664,158	8,682,078	8,618,703	105,540,725
Commercial equipment	2,889,466	2,723,669	2,841,502	2,803,375	2,688,670	2,393,690	2,774,480	2,321,904	2,651,427	2,448,848	2,468,232	2,446,058	2,826,318	31,388,173
<i>Other Services</i>	<i>82,317,404</i>	<i>85,737,869</i>	<i>86,928,888</i>	<i>85,070,682</i>	<i>83,021,019</i>	<i>77,423,526</i>	<i>91,351,461</i>	<i>80,056,599</i>	<i>91,272,402</i>	<i>85,706,555</i>	<i>85,236,741</i>	<i>86,315,811</i>	<i>85,484,701</i>	<i>1,023,606,254</i>
<b>Total services</b>	<b>435,853,141</b>	<b>470,821,733</b>	<b>454,980,414</b>	<b>458,490,438</b>	<b>454,400,708</b>	<b>445,410,757</b>	<b>515,636,282</b>	<b>482,882,989</b>	<b>529,398,561</b>	<b>495,010,706</b>	<b>524,646,135</b>	<b>513,286,498</b>	<b>507,101,758</b>	<b>5,852,066,979</b>
<b>TOTAL</b>	<b>1,231,350,521</b>	<b>1,323,158,817</b>	<b>1,328,822,457</b>	<b>1,399,953,674</b>	<b>1,266,373,744</b>	<b>1,205,088,072</b>	<b>1,407,706,587</b>	<b>1,304,910,295</b>	<b>1,448,569,374</b>	<b>1,371,027,470</b>	<b>1,423,607,286</b>	<b>1,386,813,734</b>	<b>1,348,013,889</b>	<b>16,214,045,399</b>





# Table 3F Card expenditure statistics (not seasonally adjusted)

Value of **total card transactions**

Detailed sector breakdown - services sectors (continued, not seasonally adjusted)

£	September 2016	October 2016	November 2016	December 2016	January 2017	February 2017	March 2017	April 2017	May 2017	June 2017	July 2017	August 2017	September 2017	Total (latest 12 months)
Telecoms	485,057,079	501,730,900	498,256,684	504,455,638	483,752,791	421,628,054	486,481,961	451,854,339	472,741,371	454,244,625	479,854,158	477,489,295	482,454,936	5,714,944,752
Utilities	336,569,608	334,246,121	340,363,044	313,642,654	375,624,678	374,412,583	477,765,731	397,282,689	426,699,574	378,760,226	361,697,510	375,036,005	363,162,777	4,518,693,592
Contractors (residential & commercial)	324,256,470	327,220,272	339,082,072	269,765,996	293,329,946	289,580,301	346,261,622	288,268,373	325,795,611	325,527,766	316,041,560	321,979,398	325,536,646	3,768,389,563
Gardening services	13,634,433	12,724,320	11,740,190	10,267,581	8,081,063	10,115,374	15,267,119	16,968,471	18,594,736	17,293,303	14,181,424	15,690,794	12,741,631	163,666,006
Veterinary services	216,018,871	205,875,301	201,568,879	187,982,715	197,133,597	186,429,780	217,997,157	193,891,434	214,803,308	219,664,806	225,398,862	229,055,062	214,116,240	2,493,917,141
Photocopying & printing	70,838,279	69,649,149	74,844,839	62,909,132	65,261,344	60,170,141	72,742,752	57,456,381	66,404,666	66,918,864	60,435,797	63,228,958	68,726,989	788,749,012
Photographic studios	23,308,151	28,635,697	32,457,516	28,021,366	18,094,131	17,985,724	21,807,800	18,986,816	22,765,077	23,648,006	27,887,861	22,041,810	22,301,885	284,633,689
Beauty & barber shops	336,208,380	333,737,149	344,952,099	417,915,131	299,721,152	301,019,173	360,568,166	323,841,176	356,278,829	357,161,194	359,870,169	354,503,047	317,167,912	4,126,735,197
Employment agencies	34,569,137	34,109,570	35,468,141	33,560,007	30,268,566	31,326,048	39,649,756	29,790,458	32,812,237	35,457,130	30,498,400	31,584,589	31,330,632	395,855,534
Counselling services	7,845,581	8,753,097	8,506,602	8,052,859	8,632,716	8,352,684	8,445,185	6,915,463	8,609,232	8,122,974	8,427,975	8,067,640	7,776,744	98,663,171
Legal services	112,387,537	110,858,517	116,661,545	93,791,016	106,620,827	110,862,797	137,444,281	104,546,818	119,220,070	125,353,817	115,253,771	120,769,197	111,582,425	1,372,965,081
Laundry & cleaning	23,397,825	24,453,553	22,771,203	20,429,892	20,445,800	18,922,760	22,128,714	20,790,982	23,055,503	24,030,805	23,750,124	22,658,667	22,362,651	265,800,654
Funeral services	71,595,251	76,272,763	82,342,941	68,632,027	86,499,793	89,092,106	104,913,987	75,243,882	81,776,578	79,051,387	74,605,080	75,142,415	72,609,871	966,182,830
Medical services	540,129,655	527,583,636	563,148,275	456,039,170	528,614,208	522,715,412	627,873,996	493,006,941	577,345,516	581,062,491	548,474,452	566,707,658	544,880,256	6,537,452,011
Moving & courier services	95,015,709	90,158,298	96,649,862	92,531,669	88,252,456	81,344,975	98,365,169	84,797,597	93,077,243	95,948,517	93,531,212	92,710,969	89,925,072	1,097,293,039
Repair shops (not auto)	32,296,073	33,290,049	36,969,227	39,391,393	33,136,479	29,975,604	36,967,619	33,617,838	34,667,619	35,035,427	35,978,310	35,830,420	36,000,179	420,351,555
Accounting services	25,012,432	24,135,840	25,647,932	23,604,661	32,804,333	27,529,601	31,108,911	23,104,705	26,277,226	24,567,255	24,399,028	25,147,506	24,518,091	312,845,089
Advertising, consultancy & PR	19,034,954	18,197,131	18,851,345	14,609,806	18,124,775	17,244,647	20,764,469	17,351,530	20,524,015	18,864,700	18,225,167	18,530,485	16,941,270	218,229,340
Computer programming	175,356,450	175,825,044	179,176,914	172,821,491	186,451,942	164,538,191	196,894,241	178,140,937	193,763,117	196,888,935	195,174,262	181,635,551	182,770,410	2,204,081,035
Farming services	37,029,666	39,739,351	36,543,717	36,336,796	36,382,985	32,975,324	37,299,082	35,030,517	38,478,301	36,803,642	36,987,990	36,366,521	35,516,062	438,460,288
Miscellaneous professional services	852,465,779	773,792,923	727,935,680	649,444,337	835,304,286	671,314,760	821,244,213	766,800,299	787,064,848	773,021,524	798,336,467	792,618,866	899,669,344	9,296,547,547
Intra-company purchases	0	875,098	532,878	423,638	0	0	0	0	0	0	0	0	0	2,211,193
Engineering services	37,580,267	36,492,044	36,940,122	28,824,700	33,105,605	33,626,994	40,812,899	33,184,597	37,667,027	37,628,820	34,908,992	36,167,391	33,369,322	422,728,513
Marina services	21,142,603	18,706,433	15,028,300	13,579,673	16,187,588	18,321,456	29,008,748	29,413,995	29,822,607	29,826,949	31,452,747	28,286,866	20,741,029	280,376,391
Wrecking & salvage yards	2,850,050	2,658,538	2,695,493	1,989,760	2,449,555	2,473,245	3,053,079	2,695,022	3,049,094	2,784,609	2,766,503	2,823,995	2,426,733	31,865,626
Pest control	2,400,847	2,096,108	2,127,420	1,548,676	2,117,127	2,037,368	2,597,801	2,164,335	3,017,088	2,973,128	2,753,052	2,824,313	2,667,453	28,923,869
Educational establishments	1,312,831,913	996,020,767	492,950,997	321,238,996	751,348,300	417,594,862	359,288,389	447,201,001	452,889,366	306,804,806	301,803,862	465,527,736	1,364,235,714	6,676,904,796
Child care services	19,314,344	19,556,384	19,125,616	16,430,288	20,536,275	18,783,606	21,322,240	17,438,383	20,148,493	19,281,107	19,508,388	19,073,867	17,024,063	228,228,710
Social, political & religious organisations	314,576,577	337,310,479	307,728,944	316,996,638	342,834,079	287,058,626	358,300,863	314,664,700	356,210,202	349,334,905	308,135,231	336,502,368	309,247,387	3,924,324,422
Government services	3,067,565,497	3,434,427,073	3,839,440,675	3,676,130,993	5,988,049,756	4,611,750,892	3,613,067,617	3,441,732,754	3,280,030,855	3,112,772,845	3,802,031,276	3,244,353,713	3,159,988,849	45,203,777,298
Miscellaneous services	532,182,437	522,642,615	516,158,757	549,542,972	517,006,888	475,205,666	568,867,550	490,725,815	558,615,215	534,255,995	549,425,073	502,478,039	501,885,218	6,286,809,803
Commercial equipment	316,464,167	301,033,916	310,926,577	253,268,886	273,997,384	265,072,944	323,933,392	271,313,762	303,818,649	303,609,900	297,741,730	299,491,645	310,313,985	3,514,522,770
Other Services	9,458,936,022	9,422,808,136	9,337,594,486	8,684,180,557	11,700,170,425	9,599,461,698	9,500,735,900	8,668,222,010	8,986,023,273	8,576,700,458	9,200,536,433	8,804,704,365	9,603,991,776	112,085,129,517
<b>Total services</b>	<b>30,330,953,985</b>	<b>30,054,901,762</b>	<b>28,542,236,131</b>	<b>27,108,543,637</b>	<b>32,436,487,351</b>	<b>29,366,101,779</b>	<b>34,051,239,364</b>	<b>31,622,059,640</b>	<b>32,440,367,213</b>	<b>31,130,812,988</b>	<b>32,985,835,783</b>	<b>31,492,985,440</b>	<b>31,461,511,353</b>	<b>372,693,082,441</b>
<b>TOTAL</b>	<b>54,468,705,545</b>	<b>56,286,727,448</b>	<b>56,120,470,299</b>	<b>57,727,988,927</b>	<b>56,776,623,171</b>	<b>51,374,378,625</b>	<b>60,056,129,463</b>	<b>56,478,459,623</b>	<b>59,598,277,701</b>	<b>56,795,197,684</b>	<b>59,525,300,846</b>	<b>57,068,051,980</b>	<b>56,462,422,764</b>	<b>684,270,028,531</b>





# Table 4A Card expenditure statistics - Online (not seasonally adjusted)

Number of **credit card** transactions

## Detailed sector breakdown - services sectors (online, not seasonally adjusted)

	September 2016	October 2016	November 2016	December 2016	January 2017	February 2017	March 2017	April 2017	May 2017	June 2017	July 2017	August 2017	September 2017	Total (latest 12 months)
Auto rental	282,126	261,946	248,835	214,373	251,508	235,215	277,970	256,198	274,869	286,329	292,420	304,432	285,468	3,189,563
Auto parts & accessories	95,671	88,858	98,732	81,534	90,242	86,417	106,504	93,588	103,834	99,289	98,189	99,510	90,016	1,136,713
Auto services	353,340	338,425	328,870	268,454	338,396	314,730	346,920	294,269	337,842	426,254	442,457	458,950	476,106	4,371,673
Auto repair shops	46,452	40,862	42,701	36,410	44,599	36,584	40,037	34,966	35,494	38,254	36,284	38,852	39,333	464,376
Vehicle sales	18,582	15,651	16,406	14,697	16,399	16,521	22,276	20,046	22,590	21,543	20,770	20,763	17,742	225,404
<b>Vehicle Sales &amp; Services</b>	<b>796,171</b>	<b>745,742</b>	<b>735,544</b>	<b>615,468</b>	<b>741,144</b>	<b>689,467</b>	<b>793,707</b>	<b>699,067</b>	<b>774,629</b>	<b>871,669</b>	<b>890,120</b>	<b>922,507</b>	<b>908,665</b>	<b>9,387,729</b>
Restaurants	805,969	916,218	916,532	915,993	960,558	917,079	995,472	998,222	1,071,343	1,015,265	1,107,580	1,034,194	981,102	11,829,558
Public houses	9,901	10,590	11,195	12,310	9,338	8,850	9,678	7,323	8,721	8,242	8,573	8,425	9,426	112,671
Catering services	49,960	41,553	49,732	32,453	42,275	34,576	43,362	29,307	39,804	38,821	32,652	35,215	45,294	465,044
Cinema, theatre & dance	1,097,822	1,439,396	1,395,502	1,388,121	1,314,720	1,286,020	1,299,064	1,118,628	1,115,885	986,393	1,367,994	997,661	1,125,855	14,835,239
Concerts & entertainers	126,944	137,434	116,616	180,641	136,646	114,560	120,488	116,919	112,089	110,247	110,247	106,032	94,831	1,567,630
Tourist attractions	158,911	184,866	120,064	124,849	115,188	138,574	150,438	197,114	199,786	182,419	230,650	229,525	167,082	2,040,555
Amusement parks	10,202	12,817	8,518	10,742	5,079	7,713	7,908	15,747	13,009	11,938	19,618	24,450	11,983	149,522
Aquariums	2,339	3,650	1,727	1,872	1,524	2,161	2,025	5,406	3,566	3,007	3,952	6,048	2,967	37,905
Sports & games establishments	368,133	355,147	358,488	362,430	380,087	358,785	372,566	345,319	374,308	303,879	380,257	393,731	366,044	4,351,041
Professional sports clubs	27,600	28,865	24,905	28,814	30,905	27,586	29,748	36,304	41,885	23,297	37,651	34,093	29,592	373,645
Gambling	3,031,595	3,089,193	4,448,921	4,883,675	5,175,712	4,831,925	5,557,635	4,972,631	5,295,134	4,443,547	4,580,184	4,446,775	6,094,350	57,819,682
Personal services	60,285	63,226	62,577	60,003	65,624	55,295	59,679	54,346	58,295	53,753	55,213	49,918	50,727	688,656
Miscellaneous entertainment	295,586	306,943	296,718	301,214	343,002	338,929	379,849	349,605	382,775	363,046	388,360	413,692	323,151	4,187,284
Digital Entertainment	3,462,223	5,016,924	4,566,956	5,386,743	5,817,407	4,237,317	4,654,343	4,217,558	4,626,347	4,448,795	4,206,111	4,447,273	3,607,416	55,233,190
<b>Entertainment</b>	<b>9,506,820</b>	<b>11,606,822</b>	<b>12,478,451</b>	<b>13,689,860</b>	<b>14,398,065</b>	<b>12,359,370</b>	<b>13,682,255</b>	<b>12,464,429</b>	<b>13,351,985</b>	<b>11,994,491</b>	<b>12,529,042</b>	<b>12,227,032</b>	<b>12,909,820</b>	<b>153,691,622</b>
Hotels	1,621,622	1,558,789	1,450,162	1,327,519	1,865,137	1,823,034	2,202,890	1,967,291	1,854,459	2,240,750	2,667,609	2,309,781	1,689,258	22,956,679
Airlines	977,582	868,509	795,905	908,671	1,477,595	1,273,395	1,417,979	1,146,651	1,320,097	1,204,200	1,162,434	1,106,234	1,154,214	13,835,884
Airport terminals	21,793	18,511	16,980	12,758	20,470	19,974	25,876	24,258	31,438	32,179	30,368	31,833	31,471	296,116
Railways	833,702	811,636	776,123	638,770	802,721	734,938	887,793	732,999	868,806	825,779	819,711	806,532	814,926	9,520,734
Buses	377,475	376,665	361,303	344,341	340,436	334,373	414,367	375,528	435,589	431,952	451,788	429,970	457,681	4,753,993
Sea travel	40,132	39,507	33,937	30,734	44,472	42,220	51,089	49,104	56,011	54,715	62,899	57,208	45,437	567,333
Travel agents	771,455	741,123	681,367	620,274	1,053,806	982,076	1,084,349	912,316	1,068,489	999,330	1,045,797	1,022,101	922,681	11,133,709
Timeshares	9,704	9,108	1,386	1,423	2,392	1,904	1,726	1,500	1,415	1,446	1,586	1,472	1,497	26,855
Camping grounds	37,226	27,488	20,325	16,540	48,341	49,212	60,859	61,579	66,914	66,448	74,953	64,152	37,639	594,450
Miscellaneous travel	188,118	174,106	181,458	165,943	203,271	205,386	242,391	210,689	243,882	242,807	250,601	242,862	213,374	2,576,770
<b>Travel</b>	<b>3,257,187</b>	<b>3,066,653</b>	<b>2,868,784</b>	<b>2,739,454</b>	<b>3,993,504</b>	<b>3,643,478</b>	<b>4,186,429</b>	<b>3,514,624</b>	<b>4,092,641</b>	<b>3,858,856</b>	<b>3,900,137</b>	<b>3,762,364</b>	<b>3,678,920</b>	<b>43,305,844</b>
Telegraph Services / Wire Transfer Money Ord	26,818	26,365	27,728	41,068	43,417	39,831	47,773	45,667	56,517	52,204	49,853	62,074	71,323	563,820
Insurance services	395,301	363,983	357,123	315,405	393,328	377,220	460,006	408,155	463,025	457,761	519,840	484,496	469,720	5,070,062
FIs - cash disbursements (auto & manual)	47	47	47	47	53	60	48	40	52	49	59	106	47	655
FIs - merchandise & services	671,393	409,417	404,803	688,688	942,259	891,219	1,124,296	834,381	1,293,786	1,353,420	1,036,764	1,401,441	1,125,890	11,506,364
Non-FIs - foreign currency, travellers' cheques	28,143	22,013	16,753	14,387	17,843	20,663	24,307	25,051	31,092	32,321	40,330	37,106	37,079	318,945
Security Brokers and Dealers	34,116	33,321	40,635	33,110	32,699	29,931	31,269	24,620	28,590	30,535	28,377	27,654	29,894	370,635
Tax Preparation Services	22	43	43	48	63	45	82	69	70	78	64	74	68	747
Tax Payments	1,243	1,035	1,215	1,322	1,176	1,267	1,080	1,267	1,586	1,357	1,568	1,357	1,176	15,406
Fines, bail and bond payments	21,552	21,503	23,240	23,203	23,219	22,644	24,312	21,082	23,976	22,995	23,401	23,365	24,213	277,153
Miscellaneous financial	16,146	15,095	16,762	14,856	14,935	13,909	20,957	23,639	16,146	11,394	11,450	12,024	12,359	183,526
<b>Financial Services</b>	<b>1,194,781</b>	<b>892,822</b>	<b>888,349</b>	<b>1,132,134</b>	<b>1,468,992</b>	<b>1,396,789</b>	<b>1,734,130</b>	<b>1,383,971</b>	<b>1,914,840</b>	<b>1,962,114</b>	<b>1,711,706</b>	<b>2,049,697</b>	<b>1,771,769</b>	<b>18,307,313</b>

Table 4A Card expenditure statistics - Online (not seasonally adjusted)

Number of **credit card** transactions

Detailed sector breakdown - services sectors (online continued, not seasonally adjusted)

	September 2016	October 2016	November 2016	December 2016	January 2017	February 2017	March 2017	April 2017	May 2017	June 2017	July 2017	August 2017	September 2017	Total (latest 12 months)
Telecoms	432,557	396,907	415,888	395,970	394,971	343,606	393,351	356,734	383,695	388,291	393,920	362,566	387,716	4,613,615
Utilities	209,392	204,413	212,783	183,130	213,652	195,135	233,425	189,740	202,663	192,565	196,406	204,856	233,888	2,462,656
Contractors (residential & commercial)	26,412	27,349	29,382	21,068	27,163	25,963	30,835	25,616	28,889	28,251	27,380	28,465	28,342	328,703
Gardening services	4,112	3,174	3,324	2,129	2,435	3,112	6,491	7,563	7,371	5,761	5,009	4,966	4,064	55,399
Veterinary services	25,376	25,309	24,649	21,706	22,401	21,707	25,457	23,570	26,948	25,123	26,909	25,323	25,213	294,315
Photocopying & printing	146,140	154,004	192,804	203,760	157,458	127,564	153,091	125,862	140,459	139,479	130,454	134,859	160,017	1,819,811
Photographic studios	38,312	73,051	91,171	40,656	26,594	18,751	24,939	18,575	35,348	36,491	29,741	32,239	41,346	468,902
Beauty & barber shops	52,582	66,153	109,660	111,480	73,572	59,734	66,246	55,890	63,707	64,830	69,183	63,135	54,963	858,553
Employment agencies	5,234	4,880	4,650	4,557	10,314	9,648	10,641	7,750	8,724	8,195	8,242	8,626	8,410	94,637
Counselling services	579	549	582	555	594	561	527	371	583	603	550	625	634	6,734
Legal services	5,661	4,805	4,999	4,069	5,457	5,724	8,392	5,445	5,826	5,797	5,921	5,877	6,141	68,453
Laundry & cleaning	3,128	3,395	2,926	2,018	2,496	2,593	2,810	2,371	2,787	2,912	2,864	2,371	4,163	33,706
Funeral services	923	725	712	520	649	759	869	558	514	492	437	494	378	7,107
Medical services	79,485	74,691	76,675	70,249	85,650	77,881	87,965	74,783	86,884	84,489	84,955	87,797	80,801	972,820
Moving & courier services	248,623	255,157	288,279	303,299	275,742	260,891	306,956	251,545	298,824	296,404	261,860	233,280	228,953	3,261,190
Repair shops (not auto)	11,070	10,233	13,376	13,365	14,837	14,533	15,752	14,260	16,120	13,732	14,204	13,753	15,003	169,168
Accounting services	8,711	5,556	5,532	5,036	6,938	5,220	5,944	3,858	4,256	3,684	3,960	6,145	7,620	63,749
Advertising, consultancy & PR	43,232	37,748	35,113	25,422	35,125	34,671	43,107	37,576	45,811	45,727	45,986	44,600	36,182	467,068
Computer programming	1,771,610	1,763,386	1,762,386	1,739,351	1,992,889	1,724,037	1,986,703	199,007	1,924,232	1,902,546	2,063,704	1,848,241	1,883,450	20,789,932
Farming services	4,278	3,465	3,682	2,978	3,585	3,502	3,844	3,094	5,155	6,026	4,798	4,242	4,296	48,667
Miscellaneous professional services	656,235	641,125	675,507	633,284	780,884	724,572	852,138	756,676	892,301	994,592	972,380	1,023,352	1,131,950	10,078,761
Intra-company purchases	0	253	8	0	0	0	0	0	0	0	0	4,180	0	4,441
Engineering services	10,810	8,028	8,803	9,022	8,181	7,031	8,206	6,566	8,043	8,400	7,389	7,989	6,953	94,611
Marina services	6,622	6,244	6,794	5,932	6,290	6,248	8,292	9,558	10,309	10,285	10,355	9,486	6,926	96,719
Wrecking & salvage yards	125	128	126	87	142	124	133	128	131	115	116	136	100	1,466
Pest control	1,169	1,263	1,283	938	1,197	1,040	1,438	1,615	1,884	1,633	1,569	1,613	1,296	16,769
Educational establishments	414,029	595,125	671,706	397,243	426,044	305,363	381,871	275,322	350,401	324,384	280,379	262,642	446,486	4,716,966
Child care services	1,890	2,430	2,261	1,849	2,385	2,246	2,525	2,172	2,919	2,713	3,354	2,914	2,600	30,368
Social, political & religious organisations	701,893	583,704	539,817	624,624	590,084	511,669	665,121	675,619	744,937	609,803	423,065	580,727	410,917	6,960,087
Government services	1,304,916	1,209,983	1,219,992	1,064,280	1,411,126	1,407,127	1,670,186	1,405,500	1,615,567	1,419,087	1,426,906	1,422,367	1,340,666	16,612,787
Miscellaneous services	297,195	254,963	252,836	252,883	284,792	240,026	259,203	223,918	262,706	292,870	306,499	283,533	287,460	3,201,689
Commercial equipment	181,982	170,121	201,572	151,493	185,404	157,248	181,137	144,071	161,579	156,788	154,896	152,746	171,721	1,988,776
<i>Other Services</i>	<i>6,694,283</i>	<i>6,588,317</i>	<i>6,859,278</i>	<i>6,292,953</i>	<i>7,049,051</i>	<i>6,298,286</i>	<i>7,437,595</i>	<i>4,905,313</i>	<i>7,339,573</i>	<i>7,072,068</i>	<i>6,963,391</i>	<i>6,864,145</i>	<i>7,018,655</i>	<i>80,688,625</i>
<b>Total services</b>	<b>23,070,864</b>	<b>24,459,145</b>	<b>25,280,568</b>	<b>25,797,388</b>	<b>29,515,893</b>	<b>26,210,424</b>	<b>30,037,006</b>	<b>24,934,695</b>	<b>29,328,127</b>	<b>27,999,948</b>	<b>28,662,005</b>	<b>28,135,526</b>	<b>27,977,087</b>	<b>328,337,812</b>
<b>TOTAL</b>	<b>64,450,748</b>	<b>69,532,348</b>	<b>86,708,555</b>	<b>70,759,161</b>	<b>81,530,206</b>	<b>74,779,079</b>	<b>88,313,103</b>	<b>67,419,915</b>	<b>79,758,318</b>	<b>73,229,445</b>	<b>71,976,927</b>	<b>72,549,836</b>	<b>70,275,153</b>	<b>906,832,046</b>





Table 4B Card expenditure statistics - Online (not seasonally adjusted)

Value of credit card transactions

Detailed sector breakdown - services sectors (continued, not seasonally adjusted)

£	September 2016	October 2016	November 2016	December 2016	January 2017	February 2017	March 2017	April 2017	May 2017	June 2017	July 2017	August 2017	September 2017	Total (latest 12 months)
Telecoms	20,213,932	19,860,557	23,731,682	20,970,212	19,986,399	17,069,222	18,928,774	17,994,440	18,631,654	18,942,603	18,997,309	18,010,773	19,536,748	232,660,373
Utilities	25,462,693	24,370,193	23,986,109	21,132,513	25,097,967	25,262,062	33,262,594	24,377,675	26,363,264	23,963,294	23,750,419	25,137,239	28,299,032	305,002,361
Contractors (residential & commercial)	5,955,418	4,906,776	5,287,355	3,783,010	5,380,704	4,971,577	6,117,375	5,056,885	5,951,215	6,005,710	5,478,593	5,839,106	6,656,917	65,435,223
Gardening services	497,151	370,681	290,687	182,161	215,948	332,943	700,011	884,425	869,111	719,515	656,526	679,209	480,404	6,381,621
Veterinary services	1,535,419	1,487,802	1,516,622	1,445,660	1,393,795	1,254,106	1,548,171	1,414,058	1,565,212	1,505,598	1,547,098	1,513,464	1,537,363	17,728,949
Photocopying & printing	18,447,150	18,922,519	20,566,070	18,061,325	18,827,445	16,242,563	18,452,786	14,840,282	16,413,495	15,844,626	14,149,252	15,282,696	18,015,639	205,618,698
Photographic studios	1,778,621	2,724,854	3,622,859	1,876,000	1,387,483	1,060,466	1,268,935	1,003,586	1,734,934	1,640,792	1,473,944	1,677,607	1,701,752	21,173,212
Beauty & barber shops	3,762,986	4,474,205	7,579,064	6,495,952	5,261,162	4,205,670	4,907,657	3,700,140	4,436,994	4,838,253	4,558,156	4,470,888	4,290,463	59,218,604
Employment agencies	522,324	487,728	481,819	515,665	492,555	492,435	1,233,354	917,790	1,003,055	998,661	882,971	951,856	954,468	10,589,943
Counselling services	277,213	268,846	272,531	271,167	235,800	287,089	271,608	181,999	288,718	292,333	222,150	283,280	295,394	3,170,915
Legal services	1,630,260	1,691,561	1,719,594	1,423,543	1,827,718	2,080,102	3,340,873	2,009,732	2,308,868	2,268,813	2,300,833	2,250,533	2,406,588	25,628,758
Laundry & cleaning	87,106	88,356	78,895	51,746	74,444	74,317	78,210	68,620	83,614	85,353	89,390	82,942	126,768	982,655
Funeral services	339,464	438,230	506,034	359,845	432,661	500,958	815,159	571,070	433,547	391,362	402,287	374,235	315,510	5,540,897
Medical services	8,646,080	8,222,823	8,482,047	7,944,756	9,077,187	8,819,805	10,313,368	8,517,771	10,155,835	9,673,297	9,693,194	10,053,772	9,166,577	110,120,432
Moving & courier services	7,404,242	7,365,360	8,443,563	8,379,560	8,278,847	7,782,244	10,173,244	7,873,418	9,146,755	9,439,220	8,873,068	8,203,284	8,241,536	102,200,099
Repair shops (not auto)	1,316,378	1,278,736	2,054,514	1,957,161	1,519,411	1,623,190	1,896,897	2,837,700	1,858,432	1,612,106	1,793,643	1,649,904	2,622,755	22,704,449
Accounting services	1,274,218	902,933	975,433	938,934	1,117,226	1,071,790	1,257,797	918,605	947,914	675,590	784,474	1,020,100	1,251,718	11,862,514
Advertising, consultancy & PR	2,669,018	2,400,266	2,536,416	2,024,561	2,497,965	2,330,129	2,919,844	2,488,254	3,109,327	2,857,520	2,638,629	2,811,378	2,362,507	30,976,796
Computer programming	114,836,785	114,752,185	117,498,368	115,067,361	130,772,793	114,148,754	138,642,329	12,215,949	137,279,438	141,371,465	139,149,414	126,039,726	128,201,718	1,415,139,500
Farming services	871,940	1,029,930	695,952	647,873	777,917	749,193	820,215	659,220	812,830	886,647	785,069	860,399	1,035,387	9,760,632
Miscellaneous professional services	69,972,568	60,129,070	60,603,879	59,832,280	86,027,390	68,092,913	86,905,167	81,429,761	95,734,710	106,996,092	98,854,009	106,193,519	132,464,709	1,043,263,499
Intra-company purchases	0	11,748	448	0	0	0	0	0	0	0	0	82,250	0	94,446
Engineering services	1,404,927	1,510,408	1,652,852	1,493,451	1,416,396	1,301,728	1,591,634	1,240,047	1,523,345	1,509,384	1,234,234	1,331,514	1,259,422	17,064,415
Marina services	988,637	873,786	982,730	766,493	1,150,783	1,752,726	1,897,594	1,716,481	2,045,832	2,173,466	2,090,879	1,768,094	1,141,961	18,360,825
Wrecking & salvage yards	21,133	23,554	19,963	13,459	24,584	26,970	24,126	21,300	22,185	21,221	20,305	26,147	21,129	264,943
Pest control	73,204	63,658	63,328	44,919	61,190	50,774	78,068	82,104	100,681	89,339	94,082	86,054	75,511	889,708
Educational establishments	193,370,691	118,349,746	82,101,648	68,953,078	118,655,261	69,194,999	71,608,601	75,214,547	83,915,264	73,064,238	70,995,776	105,481,380	202,832,689	1,140,367,227
Child care services	368,318	403,924	395,640	390,190	489,400	461,362	559,214	439,419	550,031	560,021	619,904	569,754	446,313	5,885,172
Social, political & religious organisations	46,321,751	51,967,628	47,603,627	66,042,829	69,952,189	52,696,418	60,472,811	52,018,434	54,838,853	50,473,120	39,241,275	45,580,158	39,438,142	630,325,484
Government services	218,364,096	190,943,610	190,922,067	173,048,079	317,162,277	315,758,825	257,878,335	210,831,860	243,855,751	234,358,417	273,430,034	236,198,060	238,272,876	2,882,660,191
Miscellaneous services	20,919,969	19,639,486	21,088,263	19,127,757	27,034,979	20,403,082	23,239,570	20,213,250	24,315,922	23,980,607	23,922,884	23,135,702	25,697,654	271,799,156
Commercial equipment	20,518,354	19,335,716	22,461,791	16,115,464	20,615,419	17,614,000	21,191,858	16,804,837	18,812,314	18,975,052	18,732,831	18,617,370	20,292,761	229,569,413
<b>Other Services</b>	<b>789,852,046</b>	<b>679,296,875</b>	<b>658,221,850</b>	<b>619,357,004</b>	<b>877,922,881</b>	<b>758,212,412</b>	<b>782,396,179</b>	<b>568,543,659</b>	<b>769,109,100</b>	<b>756,213,714</b>	<b>767,462,632</b>	<b>766,262,393</b>	<b>899,442,411</b>	<b>8,902,441,110</b>
<b>Total services</b>	<b>2,378,281,651</b>	<b>2,297,701,510</b>	<b>2,219,899,775</b>	<b>2,265,153,854</b>	<b>3,104,009,421</b>	<b>2,770,924,180</b>	<b>3,124,566,685</b>	<b>2,566,079,293</b>	<b>3,006,476,557</b>	<b>3,016,363,768</b>	<b>3,115,583,560</b>	<b>2,973,103,210</b>	<b>2,908,783,664</b>	<b>33,368,645,477</b>
<b>TOTAL</b>	<b>4,062,409,951</b>	<b>4,101,820,856</b>	<b>4,534,533,324</b>	<b>4,232,063,433</b>	<b>5,065,329,507</b>	<b>4,471,481,569</b>	<b>5,242,621,006</b>	<b>4,153,857,025</b>	<b>5,050,180,229</b>	<b>4,980,611,707</b>	<b>5,036,357,892</b>	<b>4,868,417,505</b>	<b>4,816,034,110</b>	<b>56,553,308,163</b>



# Table 4C Card expenditure statistics - Online (not seasonally adjusted)

Number of **debit card** transactions

## Detailed sector breakdown - services sectors (online, not seasonally adjusted)

	September 2016	October 2016	November 2016	December 2016	January 2017	February 2017	March 2017	April 2017	May 2017	June 2017	July 2017	August 2017	September 2017	Total (latest 12 months)
Auto rental	90,048	83,024	81,797	73,335	88,482	86,881	103,832	98,201	106,271	110,200	116,774	122,172	112,305	1,183,274
Auto parts & accessories	107,685	104,369	116,910	98,681	111,479	108,321	133,102	118,005	132,313	128,185	129,456	127,701	120,818	1,429,340
Auto services	783,409	776,408	696,521	670,428	727,262	706,456	826,059	738,324	823,403	991,284	1,103,009	1,177,415	1,225,385	10,461,954
Auto repair shops	131,318	125,042	129,287	111,436	136,522	71,811	77,322	66,950	69,204	72,246	70,221	70,264	74,659	1,074,964
Vehicle sales	47,183	43,843	44,651	38,335	45,553	44,796	57,789	50,489	56,724	54,092	53,645	53,571	50,407	593,895
<b>Vehicle Sales &amp; Services</b>	<b>1,159,643</b>	<b>1,132,686</b>	<b>1,069,166</b>	<b>992,215</b>	<b>1,109,298</b>	<b>1,018,265</b>	<b>1,198,104</b>	<b>1,071,969</b>	<b>1,187,915</b>	<b>1,356,007</b>	<b>1,473,105</b>	<b>1,551,123</b>	<b>1,583,574</b>	<b>14,743,427</b>
Restaurants	6,131,279	7,520,009	7,437,045	7,537,092	7,865,044	7,297,110	7,679,024	7,793,364	8,714,464	7,633,534	8,437,979	8,096,035	7,403,898	93,414,598
Public houses	63,069	78,797	63,007	86,652	65,969	58,200	65,103	60,086	68,307	59,025	61,034	60,821	73,896	800,897
Catering services	198,551	175,497	247,493	152,012	206,410	167,134	218,034	133,291	188,385	179,580	142,435	148,664	209,833	2,168,768
Cinema, theatre & dance	2,277,633	3,083,177	2,829,463	2,900,027	2,870,189	3,020,347	3,126,714	2,615,581	2,487,181	2,058,601	2,956,375	2,135,264	2,538,285	32,621,204
Concerts & entertainers	323,463	338,947	477,193	410,596	386,005	333,116	352,299	333,747	348,482	312,768	312,489	299,376	264,934	4,169,952
Tourist attractions	202,911	288,213	155,333	170,228	132,393	176,144	167,401	266,853	239,012	212,610	279,582	319,132	221,971	2,628,872
Amusement parks	26,924	39,291	24,324	29,082	16,390	27,645	25,594	64,263	46,602	43,335	68,804	102,257	45,026	532,613
Aquariums	8,374	14,456	6,734	6,295	5,923	7,418	8,036	18,136	12,397	10,771	14,835	24,744	10,647	140,392
Sports & games establishments	677,571	676,198	620,900	660,393	767,006	762,243	754,331	735,092	731,998	606,727	812,476	851,821	821,350	8,800,535
Professional sports clubs	54,961	59,507	53,016	56,438	63,987	63,042	61,424	82,491	81,963	44,830	79,204	73,680	66,485	786,067
Gambling	14,362,393	17,431,176	15,514,436	16,417,179	20,386,500	21,591,825	26,138,076	23,063,900	24,937,309	19,706,557	22,726,106	20,759,912	28,661,847	257,334,823
Personal services	41,227	45,473	43,149	42,307	44,146	38,559	43,094	36,216	34,956	30,842	32,189	31,975	32,323	455,229
Miscellaneous entertainment	199,248	227,235	207,500	220,593	263,391	279,937	252,826	273,949	270,183	239,748	302,188	421,085	248,897	3,207,532
Digital Entertainment	1,527,096	2,829,318	2,218,001	2,703,385	2,828,331	2,167,535	2,257,373	2,062,315	2,448,107	2,108,813	2,045,866	2,105,245	1,546,208	27,320,497
<b>Entertainment</b>	<b>26,094,700</b>	<b>32,807,294</b>	<b>29,897,594</b>	<b>31,392,279</b>	<b>35,901,684</b>	<b>35,990,255</b>	<b>41,149,329</b>	<b>37,539,284</b>	<b>40,609,346</b>	<b>33,247,741</b>	<b>36,271,562</b>	<b>35,430,011</b>	<b>42,145,600</b>	<b>434,381,979</b>
<b>Hotels</b>	<b>820,127</b>	<b>818,764</b>	<b>769,081</b>	<b>660,541</b>	<b>909,573</b>	<b>812,302</b>	<b>896,956</b>	<b>779,747</b>	<b>806,548</b>	<b>758,715</b>	<b>844,083</b>	<b>884,489</b>	<b>777,252</b>	<b>9,718,051</b>
Airlines	1,460,101	1,359,131	1,278,310	1,095,622	1,959,875	1,800,055	1,975,933	1,678,228	1,913,328	1,811,934	1,603,362	1,471,956	1,497,357	19,445,091
Airport terminals	28,910	23,088	19,750	17,829	26,451	25,771	33,089	35,139	44,122	43,527	42,369	45,399	40,166	396,700
Railways	1,296,926	1,291,016	1,200,563	964,690	1,210,854	1,057,807	1,226,147	1,003,738	1,169,332	1,122,037	1,142,662	1,166,461	1,267,453	13,822,760
Buses	1,304,468	1,432,855	1,433,879	1,428,404	1,452,428	1,453,977	1,717,037	1,579,056	1,813,355	1,749,761	1,816,927	1,790,547	1,985,821	19,654,047
Sea travel	50,562	48,986	41,042	36,229	43,104	44,529	56,174	56,355	61,679	61,691	74,725	70,809	52,183	647,506
Travel agents	853,960	781,781	696,749	589,147	1,266,935	1,086,180	1,172,843	1,058,609	1,147,370	1,063,033	1,115,201	994,093	873,685	11,845,626
Timeshares	4,595	4,450	2,013	2,190	3,219	2,456	2,524	2,007	1,956	2,148	2,104	2,250	2,067	29,384
Camping grounds	110,109	89,419	64,870	59,227	136,402	146,852	183,866	179,230	179,188	173,250	191,462	171,756	112,193	1,687,715
Miscellaneous travel	299,764	286,128	324,053	302,556	306,253	295,883	353,226	314,536	346,530	364,602	388,461	393,834	353,686	4,029,748
<b>Travel</b>	<b>5,409,395</b>	<b>5,316,854</b>	<b>5,061,229</b>	<b>4,495,894</b>	<b>6,405,521</b>	<b>5,913,510</b>	<b>6,720,839</b>	<b>5,906,898</b>	<b>6,676,860</b>	<b>6,391,983</b>	<b>6,377,273</b>	<b>6,107,105</b>	<b>6,184,611</b>	<b>71,558,577</b>
Telegraph Services / Wire Transfer Money Ord	220,570	219,109	226,043	272,697	270,228	251,444	289,118	266,269	287,605	248,537	242,269	253,917	289,791	3,117,027
Insurance services	1,058,652	997,220	982,943	835,620	1,105,859	1,062,863	1,284,894	1,205,366	1,355,492	1,310,875	1,430,310	1,398,459	1,369,459	14,339,360
Fls - cash disbursements (auto & manual)	0	0	0	0	0	0	0	0	0	0	0	159	0	159
Fls - merchandise & services	6,846,330	5,617,730	5,851,235	6,357,503	7,869,172	6,889,645	8,558,585	6,827,752	8,180,151	5,973,268	6,460,948	6,658,107	6,898,039	82,142,135
Non-Fls - foreign currency, travellers' cheques	350,136	247,478	217,815	192,459	209,158	207,502	266,103	289,717	316,890	384,004	472,026	424,888	448,401	3,676,441
Security Brokers and Dealers	190,223	212,443	218,582	177,332	227,341	217,414	299,573	332,762	244,113	238,243	248,892	229,016	243,501	2,889,212
Tax Preparation Services	144	233	242	253	317	289	344	504	454	328	325	295	290	3,874
Tax Payments	10,151	11,232	10,334	10,099	9,271	7,335	8,740	10,297	12,680	11,038	11,313	11,024	10,259	123,622
Fines, bail and bond payments	115,982	123,416	125,894	124,116	129,719	126,955	145,626	134,934	142,031	134,381	142,609	141,469	144,436	1,615,586
Miscellaneous financial	13,778	13,696	15,324	13,074	15,083	12,835	18,116	19,008	21,672	21,415	20,921	22,111	22,468	215,723
<b>Financial Services</b>	<b>8,805,966</b>	<b>7,442,557</b>	<b>7,648,412</b>	<b>7,983,153</b>	<b>9,836,148</b>	<b>8,776,282</b>	<b>10,871,099</b>	<b>9,086,609</b>	<b>10,561,088</b>	<b>8,322,089</b>	<b>9,029,613</b>	<b>9,139,445</b>	<b>9,426,644</b>	<b>108,123,139</b>



# Table 4C Card expenditure statistics - Online (not seasonally adjusted)

Number of **debit card** transactions

Detailed sector breakdown - services sectors (online continued, not seasonally adjusted)

	September 2016	October 2016	November 2016	December 2016	January 2017	February 2017	March 2017	April 2017	May 2017	June 2017	July 2017	August 2017	September 2017	Total (latest 12 months)
Telecoms	2,169,280	2,240,641	2,422,808	2,433,941	2,423,505	2,150,064	2,547,832	2,412,081	2,429,589	2,405,548	2,620,738	2,549,482	2,627,526	29,263,755
Utilities	1,197,116	1,279,163	1,409,911	1,318,599	1,451,342	1,329,400	1,520,976	1,985,421	2,606,699	2,041,959	2,210,764	2,201,131	2,573,319	21,928,684
Contractors (residential & commercial)	37,916	38,119	43,113	34,051	43,148	38,689	45,862	39,894	46,233	45,045	43,551	46,097	45,594	509,396
Gardening services	4,373	3,432	3,719	2,803	2,968	3,537	7,181	7,992	8,507	6,798	5,791	5,528	4,499	62,755
Veterinary services	48,682	48,448	45,871	40,730	42,804	41,847	49,104	45,017	52,394	49,508	54,596	51,103	51,165	572,587
Photocopying & printing	156,417	162,457	205,668	208,661	151,273	130,912	156,369	125,591	151,445	141,515	133,843	137,807	191,746	1,897,287
Photographic studios	79,667	162,809	216,175	76,893	54,003	37,774	56,354	37,609	68,235	80,136	64,745	61,010	88,068	1,003,811
Beauty & barber shops	136,315	162,407	237,588	253,729	171,484	146,117	170,964	138,996	156,347	152,361	161,029	151,857	138,966	2,041,845
Employment agencies	2,837	2,334	2,473	3,630	11,937	12,823	12,297	8,645	9,015	8,366	9,095	9,301	10,445	100,361
Counselling services	5,201	5,366	6,044	5,201	6,300	5,566	5,889	4,668	6,274	5,109	4,965	4,620	3,430	63,432
Legal services	14,199	15,082	15,530	12,357	15,515	16,222	23,307	16,724	19,012	20,213	22,183	20,489	23,134	219,768
Laundry & cleaning	21,127	39,708	31,931	20,132	24,623	28,959	31,309	18,786	29,832	18,433	10,430	8,526	24,638	287,307
Funeral services	2,207	2,169	2,371	1,561	1,829	1,963	2,663	1,969	2,025	1,641	1,479	1,683	1,178	22,531
Medical services	174,232	157,527	150,814	135,500	173,901	158,268	177,413	150,694	166,136	160,988	173,253	181,606	198,355	1,984,455
Moving & courier services	368,628	381,780	458,757	495,472	413,921	384,192	455,274	398,039	444,930	433,859	434,851	452,263	441,073	5,194,411
Repair shops (not auto)	14,444	13,996	16,424	16,480	15,960	15,601	17,584	16,943	18,829	16,661	16,515	16,486	17,531	199,010
Accounting services	15,161	11,448	11,783	9,138	11,788	9,547	10,430	6,852	9,749	8,332	7,933	10,732	14,156	121,888
Advertising, consultancy & PR	101,913	95,591	88,364	63,274	85,182	86,632	107,079	92,238	112,353	104,776	105,842	104,936	87,469	1,133,736
Computer programming	335,340	335,082	332,476	312,479	332,551	296,817	340,946	308,217	344,114	318,963	314,375	315,251	360,396	3,911,667
Farming services	15,433	16,328	16,309	14,129	15,350	17,044	17,408	15,008	21,234	21,627	17,655	16,844	16,359	205,295
Miscellaneous professional services	872,932	914,593	1,149,464	982,958	1,158,744	985,389	1,238,943	990,024	1,142,680	1,104,056	1,086,893	981,077	1,020,618	12,755,439
Intra-company purchases	0	464	7	0	0	0	0	0	0	0	0	17,287	0	17,758
Engineering services	10,577	13,139	13,531	13,503	12,910	12,647	15,127	11,177	14,397	13,441	11,933	13,304	11,078	156,187
Marina services	7,401	7,231	6,371	6,326	7,117	7,301	9,103	11,182	11,459	11,505	11,731	10,988	7,990	108,304
Wrecking & salvage yards	426	436	382	342	402	389	454	454	558	475	465	490	447	5,294
Pest control	1,467	1,490	1,653	1,302	1,562	1,343	1,854	1,810	2,344	2,045	2,172	2,016	2,021	21,612
Educational establishments	1,235,336	2,653,290	3,254,133	1,654,139	1,454,125	1,105,069	1,423,374	964,642	1,403,341	1,120,816	832,556	719,381	1,601,064	18,185,930
Child care services	9,404	12,106	11,432	8,885	11,957	11,408	12,801	10,631	13,899	12,490	15,171	13,012	12,440	146,232
Social, political & religious organisations	1,760,531	1,438,784	1,148,957	1,107,604	1,163,703	1,148,230	1,550,994	1,620,272	1,903,865	1,568,668	1,043,238	1,483,674	1,053,689	16,231,678
Government services	4,735,618	4,619,134	4,534,835	4,158,089	5,720,273	5,151,247	5,623,646	5,233,440	5,765,144	5,189,751	5,309,898	5,344,484	5,229,531	61,879,472
Miscellaneous services	1,053,315	972,235	1,027,079	1,070,308	1,036,400	918,139	1,085,248	929,106	1,106,745	1,216,255	1,191,708	1,148,793	1,155,928	12,857,944
Commercial equipment	208,821	199,023	234,545	181,149	215,975	191,658	223,528	185,389	213,342	196,878	189,929	188,654	218,356	2,438,426
<i>Other Services</i>	<i>14,796,316</i>	<i>16,005,812</i>	<i>17,100,518</i>	<i>14,643,365</i>	<i>16,232,552</i>	<i>14,444,794</i>	<i>16,941,313</i>	<i>15,789,511</i>	<i>18,280,726</i>	<i>16,478,218</i>	<i>16,109,327</i>	<i>16,269,912</i>	<i>17,232,209</i>	<i>195,528,257</i>
<b>Total services</b>	<b>57,086,147</b>	<b>63,523,967</b>	<b>61,546,000</b>	<b>60,167,447</b>	<b>70,394,776</b>	<b>66,955,408</b>	<b>77,777,640</b>	<b>70,174,018</b>	<b>78,122,483</b>	<b>66,554,753</b>	<b>72,104,963</b>	<b>69,382,085</b>	<b>77,349,890</b>	<b>834,053,430</b>
<b>TOTAL</b>	<b>85,552,009</b>	<b>94,123,260</b>	<b>100,623,493</b>	<b>100,528,291</b>	<b>107,076,365</b>	<b>98,348,251</b>	<b>114,450,770</b>	<b>101,247,799</b>	<b>113,224,949</b>	<b>99,926,079</b>	<b>105,733,783</b>	<b>101,654,546</b>	<b>109,659,498</b>	<b>1,246,597,084</b>





# Table 4D Card expenditure statistics - Online (not seasonally adjusted)

Value of **debit card** transactions

Detailed sector breakdown - services sectors (online continued, not seasonally adjusted)

£	September 2016	October 2016	November 2016	December 2016	January 2017	February 2017	March 2017	April 2017	May 2017	June 2017	July 2017	August 2017	September 2017	Total (latest 12 months)
Telecoms	76,640,395	85,693,661	102,485,314	99,206,571	97,737,327	86,287,570	100,513,777	97,290,984	97,072,120	96,712,487	105,818,089	102,930,600	106,709,411	1,178,457,911
Utilities	86,821,515	87,164,273	95,228,772	85,943,695	98,971,662	98,710,471	128,637,217	112,618,994	127,890,882	106,578,007	109,091,588	107,731,581	126,742,009	1,285,309,151
Contractors (residential & commercial)	8,693,263	6,365,192	6,565,574	5,086,628	8,810,457	5,726,131	7,871,844	7,987,403	8,234,016	7,836,517	7,842,761	7,816,650	10,748,851	90,892,024
Gardening services	412,450	319,293	291,098	203,571	243,667	313,369	613,836	732,086	848,095	705,053	640,606	606,093	413,838	5,930,605
Veterinary services	2,505,396	2,482,331	2,450,683	2,198,629	2,285,743	2,238,026	2,600,842	2,406,366	2,701,521	2,624,070	2,823,537	2,735,023	2,765,337	30,312,108
Photocopying & printing	8,067,655	8,056,322	9,435,664	7,845,825	7,542,401	6,861,826	8,723,404	6,985,983	8,247,722	7,928,868	7,131,840	7,524,244	9,932,049	96,216,148
Photographic studios	3,002,242	4,947,561	6,486,208	2,794,103	2,024,868	1,631,097	2,227,038	1,574,710	2,578,313	2,694,847	2,525,745	2,477,278	2,949,792	34,911,560
Beauty & barber shops	8,202,383	8,985,970	13,717,060	12,255,918	9,009,509	8,241,917	9,638,860	7,750,977	8,910,497	8,941,761	9,125,386	9,007,657	8,804,522	114,390,034
Employment agencies	205,033	192,594	223,141	296,574	910,682	899,090	895,651	657,366	673,664	625,056	671,676	664,956	683,160	7,393,610
Counselling services	376,930	499,582	581,516	481,275	613,987	411,740	381,761	294,279	430,625	361,786	427,940	382,852	328,601	5,195,944
Legal services	4,644,001	5,200,227	5,262,573	4,147,445	4,892,873	5,286,890	7,920,442	5,561,220	6,150,875	7,116,207	7,813,016	7,153,041	7,993,287	74,498,096
Laundry & cleaning	319,706	502,797	404,909	251,700	339,375	363,075	367,427	258,753	359,982	244,507	168,410	168,767	396,681	3,844,383
Funeral services	1,340,486	1,557,537	2,052,508	1,525,264	1,597,361	1,830,974	2,759,111	1,868,078	1,756,551	1,488,195	1,347,018	1,424,889	1,292,878	20,500,364
Medical services	14,681,111	12,759,349	12,012,878	10,451,481	13,228,065	12,767,705	14,622,811	12,344,423	13,650,157	13,259,459	14,382,121	15,775,942	17,219,421	162,473,812
Moving & courier services	11,169,732	10,442,469	12,596,295	12,745,431	10,918,578	10,118,572	12,380,385	10,445,728	12,129,222	12,356,406	12,469,064	12,646,490	12,767,346	142,015,986
Repair shops (not auto)	1,516,138	1,415,494	1,970,117	2,101,661	1,467,629	1,473,198	1,764,107	3,141,063	2,065,030	1,594,560	1,799,769	1,608,045	2,557,724	22,958,397
Accounting services	1,918,187	1,570,452	1,590,002	1,295,440	1,650,032	1,415,277	1,539,837	1,073,120	1,361,809	1,250,721	1,199,521	1,495,507	1,857,536	17,299,254
Advertising, consultancy & PR	3,943,481	3,765,781	3,513,371	2,572,478	3,635,440	3,614,092	4,545,742	3,982,449	4,862,360	4,495,269	4,425,630	4,514,003	3,789,701	47,716,316
Computer programming	14,226,651	14,320,258	14,970,075	14,978,662	14,303,706	12,898,077	15,116,204	14,155,953	15,141,377	14,449,439	14,376,546	14,168,664	15,967,928	174,846,889
Farming services	2,188,124	3,698,987	1,661,090	1,480,112	1,972,126	2,036,602	1,721,557	1,547,692	2,565,285	1,784,235	1,779,884	1,711,641	2,534,628	24,493,839
Miscellaneous professional services	153,691,769	137,352,636	131,620,534	130,237,581	189,122,304	121,990,270	164,381,992	170,435,547	158,445,953	148,920,049	160,260,175	162,604,029	200,666,581	1,876,037,651
Intra-company purchases	0	17,131	354	0	0	0	0	0	0	0	0	297,329	0	314,814
Engineering services	2,422,922	2,684,453	2,658,232	2,325,646	2,487,319	2,507,763	3,162,742	2,609,614	2,983,414	2,783,710	2,714,685	2,711,373	2,582,619	32,211,570
Marina services	846,020	755,548	703,614	642,896	954,756	1,939,180	1,696,135	1,739,430	1,836,619	1,988,444	1,905,571	1,579,703	965,332	16,707,228
Wrecking & salvage yards	53,090	52,741	51,368	42,281	50,713	49,092	61,858	64,999	78,636	63,241	60,527	66,722	63,626	705,804
Pest control	63,795	63,822	71,873	51,329	61,432	56,973	79,581	78,933	96,585	98,172	134,151	93,072	131,275	1,017,198
Educational establishments	504,570,446	426,150,674	208,428,407	109,930,591	355,124,138	154,436,245	106,282,942	164,384,403	168,021,633	85,030,568	85,643,442	163,410,604	621,965,909	2,648,809,556
Child care services	1,420,704	1,661,604	1,566,776	1,490,417	1,842,832	1,700,239	1,927,962	1,596,492	2,010,104	1,804,162	2,161,540	1,845,348	1,735,957	21,343,433
Social, political & religious organisations	105,737,357	114,647,771	90,882,494	96,435,395	104,691,367	89,833,072	114,129,470	105,764,392	123,160,851	121,529,471	97,409,761	111,241,677	96,627,006	1,266,352,727
Government services	1,911,709,999	2,254,329,835	2,625,760,496	2,633,553,624	4,572,587,598	3,362,797,364	2,377,924,719	2,366,899,780	2,204,247,753	2,077,513,945	2,705,417,829	2,196,517,080	2,148,849,323	31,526,399,346
Miscellaneous services	40,532,033	39,063,049	45,055,943	45,925,281	49,194,321	42,102,203	48,397,043	42,706,186	47,229,551	50,378,663	49,200,233	48,253,253	52,075,386	559,581,112
Commercial equipment	18,348,713	17,639,146	20,974,796	15,128,977	18,369,250	16,805,917	20,106,528	17,618,284	19,295,033	19,620,086	18,795,831	19,124,739	20,860,332	224,338,919
Other Services	2,990,271,727	3,254,358,540	3,421,273,735	3,303,626,481	5,576,641,518	4,057,344,017	3,162,982,825	3,166,575,687	3,045,036,235	2,802,777,961	3,429,581,892	3,010,288,852	3,482,978,046	41,713,475,789
<b>Total services</b>	<b>7,322,580,822</b>	<b>7,815,047,929</b>	<b>7,997,092,492</b>	<b>7,614,353,667</b>	<b>10,823,293,483</b>	<b>8,888,658,075</b>	<b>9,351,766,908</b>	<b>9,426,139,430</b>	<b>8,786,098,806</b>	<b>8,116,382,439</b>	<b>9,025,147,923</b>	<b>8,309,608,697</b>	<b>8,675,378,499</b>	<b>104,828,968,348</b>
<b>TOTAL</b>	<b>8,902,989,749</b>	<b>9,532,026,025</b>	<b>10,147,076,305</b>	<b>9,661,482,177</b>	<b>12,621,851,441</b>	<b>10,401,884,326</b>	<b>11,154,025,933</b>	<b>11,034,920,919</b>	<b>10,591,330,792</b>	<b>9,830,682,122</b>	<b>10,751,765,515</b>	<b>9,986,972,971</b>	<b>10,406,246,294</b>	<b>126,120,264,820</b>



# Table 4E Card expenditure statistics - Online (not seasonally adjusted)

Number of **total** card transactions

## Detailed sector breakdown - services sectors (online, not seasonally adjusted)

	September 2016	October 2016	November 2016	December 2016	January 2017	February 2017	March 2017	April 2017	May 2017	June 2017	July 2017	August 2017	September 2017	Total (latest 12 months)
Auto rental	372,174	344,970	330,632	287,708	339,990	322,096	381,802	354,399	381,140	396,529	409,194	426,604	397,773	4,372,837
Auto parts & accessories	203,356	193,227	215,642	180,215	201,721	194,738	239,606	211,593	236,147	227,474	227,645	227,211	210,834	2,566,053
Auto services	1,136,749	1,114,833	1,025,391	938,882	1,065,658	1,021,186	1,172,979	1,032,593	1,161,245	1,417,538	1,545,466	1,636,365	1,701,491	14,833,627
Auto repair shops	177,770	165,904	171,988	147,846	181,121	108,395	117,359	101,916	104,698	110,500	109,116	106,505	113,992	1,539,340
Vehicle sales	65,765	59,494	61,057	53,032	61,952	61,317	80,065	70,535	79,314	75,635	74,415	74,334	68,149	819,299
<b>Vehicle Sales &amp; Services</b>	<b>1,955,814</b>	<b>1,878,428</b>	<b>1,804,710</b>	<b>1,607,683</b>	<b>1,850,442</b>	<b>1,707,732</b>	<b>1,991,811</b>	<b>1,771,036</b>	<b>1,962,544</b>	<b>2,227,676</b>	<b>2,363,225</b>	<b>2,473,630</b>	<b>2,492,239</b>	<b>24,131,156</b>
Restaurants	6,937,248	8,436,227	8,353,577	8,453,085	8,825,602	8,214,189	8,674,496	8,791,586	9,785,807	8,648,799	9,545,559	9,130,229	8,385,000	105,244,156
Public houses	72,970	89,387	74,202	98,962	75,307	67,050	74,781	67,409	77,028	67,267	69,607	69,246	83,322	913,568
Catering services	248,511	217,050	297,225	184,465	248,685	201,710	261,396	162,598	228,189	218,401	175,087	183,879	255,127	2,633,812
Cinema, theatre & dance	3,375,455	4,522,573	4,224,965	4,288,148	4,184,909	4,306,367	4,425,778	3,734,209	3,603,066	3,044,994	4,324,369	3,132,925	3,664,140	47,456,443
Concerts & entertainers	449,757	476,381	693,809	591,237	522,651	447,676	472,787	450,666	469,609	424,857	422,736	405,408	359,765	5,737,582
Tourist attractions	361,822	473,079	275,397	295,077	247,581	314,718	317,839	463,967	438,798	395,029	510,232	548,657	389,053	4,669,427
Amusement parks	37,126	52,108	32,842	39,824	21,469	35,358	33,502	80,010	59,611	55,273	88,422	126,707	57,009	682,135
Aquariums	10,713	18,106	8,461	8,167	7,447	9,579	10,061	23,542	15,963	13,778	18,787	30,792	13,614	178,297
Sports & games establishments	1,045,704	1,031,345	979,388	1,022,823	1,147,093	1,121,028	1,126,897	1,080,411	1,106,306	910,606	1,192,733	1,245,552	1,187,394	13,151,576
Professional sports clubs	82,561	88,372	77,921	85,252	94,892	90,628	91,172	118,795	123,848	68,127	116,855	107,773	96,077	1,159,712
Gambling	17,393,988	20,520,369	19,963,357	21,300,854	25,562,212	26,423,750	31,695,711	28,036,531	30,232,443	24,150,104	27,306,290	25,206,687	34,756,197	315,154,505
Personal services	101,512	108,699	105,726	102,310	109,770	93,854	102,773	93,251	84,595	87,402	81,893	83,050	83,050	1,143,885
Miscellaneous entertainment	494,834	534,178	504,218	521,807	606,393	618,866	632,675	623,554	652,958	602,794	690,548	834,777	572,048	7,394,816
Digital Entertainment	4,989,319	7,846,242	6,784,957	8,090,128	8,645,738	6,404,852	6,911,716	6,279,873	7,074,454	6,557,608	6,251,977	6,552,518	5,153,624	82,553,687
<b>Entertainment</b>	<b>35,601,520</b>	<b>44,414,116</b>	<b>42,376,045</b>	<b>45,082,139</b>	<b>50,299,749</b>	<b>48,349,625</b>	<b>54,831,584</b>	<b>50,003,713</b>	<b>53,961,331</b>	<b>45,242,232</b>	<b>50,800,604</b>	<b>47,657,043</b>	<b>55,065,420</b>	<b>588,073,601</b>
Hotels	2,441,749	2,377,553	2,219,243	1,988,060	2,774,710	2,635,336	3,099,846	2,747,038	2,661,007	2,999,465	3,511,692	3,194,270	2,466,510	32,674,730
Airlines	2,437,683	2,227,640	2,074,215	2,004,293	3,437,470	3,073,450	3,393,912	2,824,879	3,233,425	3,016,134	2,765,796	2,578,190	2,651,571	33,280,975
Airport terminals	50,703	41,599	36,730	30,587	46,921	45,745	58,965	59,397	75,560	75,706	72,737	77,232	71,637	692,816
Railways	2,130,628	2,102,652	1,976,686	1,603,460	2,013,575	1,792,745	2,113,940	1,736,737	2,038,138	1,947,816	1,962,373	1,972,993	2,082,379	23,343,494
Buses	1,681,943	1,809,520	1,795,182	1,772,745	1,792,864	1,788,350	2,131,404	1,954,584	2,248,944	2,181,713	2,268,715	2,220,517	2,443,502	24,408,040
Sea travel	90,694	88,493	74,979	66,963	87,576	86,749	107,263	105,459	117,690	116,406	137,624	128,017	97,620	1,214,839
Travel agents	1,625,415	1,522,904	1,378,116	1,209,421	2,320,741	2,068,256	2,257,192	1,970,925	2,215,859	2,062,363	2,160,998	2,016,194	1,796,366	22,979,335
Timeshares	14,299	13,558	3,399	3,613	5,611	4,360	4,250	3,507	3,371	3,594	3,690	3,722	3,564	56,239
Camping grounds	147,335	116,907	85,195	75,767	184,743	196,064	244,725	240,809	246,102	239,698	266,415	235,908	149,832	2,282,165
Miscellaneous travel	487,882	460,234	505,511	468,499	509,524	501,269	595,617	525,225	590,412	607,409	639,062	636,696	567,060	6,606,518
<b>Travel</b>	<b>8,666,582</b>	<b>8,383,507</b>	<b>7,930,013</b>	<b>7,235,348</b>	<b>10,399,025</b>	<b>9,556,988</b>	<b>10,907,268</b>	<b>9,421,522</b>	<b>10,769,501</b>	<b>10,250,839</b>	<b>10,277,410</b>	<b>9,869,469</b>	<b>9,863,531</b>	<b>114,864,421</b>
Telegraph Services / Wire Transfer Money Ord	247,388	245,474	253,771	313,765	313,645	291,275	336,891	311,936	344,122	300,741	292,122	315,991	361,114	3,680,847
Insurance services	1,453,953	1,361,203	1,340,066	1,151,025	1,499,187	1,440,083	1,744,900	1,613,521	1,818,517	1,768,636	1,950,150	1,882,955	1,839,179	19,409,422
FIs - cash disbursements (auto & manual)	47	47	47	47	53	60	48	40	52	49	59	265	47	814
FIs - merchandise & services	7,517,723	6,027,147	6,256,038	7,046,191	8,811,431	7,780,864	9,682,881	7,662,133	9,473,937	7,326,688	7,497,712	8,059,548	8,023,929	93,648,499
Non-FIs - foreign currency, travellers' cheques	378,279	269,491	234,568	206,846	227,001	228,165	290,410	314,768	347,982	416,325	512,356	461,994	485,480	3,995,386
Security Brokers and Dealers	224,339	245,764	259,217	210,442	260,040	247,345	330,842	357,382	272,703	268,778	277,269	256,670	273,395	3,259,847
Tax Preparation Services	166	276	285	301	380	334	426	573	524	406	389	369	358	4,621
Tax Payments	11,394	12,267	11,549	11,421	10,447	8,602	9,820	11,564	14,266	12,395	12,881	12,381	11,435	139,028
Fines, bail and bond payments	137,534	144,919	149,134	147,319	152,938	149,599	169,938	156,016	166,007	157,376	166,010	164,834	168,649	1,892,739
Miscellaneous financial	29,924	28,791	32,086	27,930	30,018	26,744	39,073	42,647	37,818	32,809	32,371	34,135	34,827	399,249
<b>Financial Services</b>	<b>10,000,747</b>	<b>8,335,379</b>	<b>8,536,761</b>	<b>9,115,287</b>	<b>11,305,140</b>	<b>10,173,071</b>	<b>12,605,229</b>	<b>10,470,580</b>	<b>12,475,928</b>	<b>10,284,203</b>	<b>10,741,319</b>	<b>11,189,142</b>	<b>11,198,413</b>	<b>126,430,452</b>

Table 4E Card expenditure statistics - Online (not seasonally adjusted)

Number of **total** card transactions

Detailed sector breakdown - services sectors (online continued, not seasonally adjusted)

	September 2016	October 2016	November 2016	December 2016	January 2017	February 2017	March 2017	April 2017	May 2017	June 2017	July 2017	August 2017	September 2017	Total (latest 12 months)
Telecoms	2,601,837	2,637,548	2,838,696	2,829,911	2,818,476	2,493,670	2,941,183	2,768,815	2,813,284	2,793,839	3,014,658	2,912,048	3,015,242	33,877,370
Utilities	1,406,508	1,483,576	1,622,694	1,501,729	1,664,994	1,524,535	1,754,401	2,175,161	2,809,362	2,234,524	2,407,170	2,405,987	2,807,207	24,391,340
Contractors (residential & commercial)	64,328	65,468	72,495	55,119	70,311	64,652	76,697	65,510	75,122	73,296	70,931	74,562	73,936	838,099
Gardening services	8,485	6,606	7,043	4,932	5,403	6,649	13,672	15,555	15,878	12,559	10,800	10,494	8,563	118,154
Veterinary services	74,058	73,757	70,520	62,436	65,205	63,554	74,561	68,587	79,342	74,631	81,505	76,426	76,378	866,902
Photocopying & printing	302,557	316,461	398,472	412,421	308,731	258,476	309,460	251,453	291,904	280,994	264,297	272,666	351,763	3,717,098
Photographic studios	117,979	235,860	307,346	117,549	80,597	56,525	81,293	56,184	103,583	116,627	94,486	93,249	129,414	1,472,713
Beauty & barber shops	188,897	228,560	347,248	365,209	245,056	205,851	237,210	194,886	220,054	217,191	230,212	214,992	193,929	2,900,398
Employment agencies	8,071	7,214	7,123	8,187	22,251	22,471	22,938	16,395	17,739	16,561	17,337	17,927	18,855	194,998
Counselling services	5,780	5,915	6,626	5,756	6,894	6,127	6,416	5,039	6,857	5,712	5,515	5,245	4,064	70,166
Legal services	19,860	19,887	20,529	16,426	20,972	21,946	31,699	22,169	24,838	26,010	28,104	26,366	29,275	288,221
Laundry & cleaning	24,255	43,103	34,857	22,150	27,119	31,552	34,119	21,157	32,619	21,345	13,294	10,897	28,801	321,013
Funeral services	3,130	2,894	3,083	2,081	2,478	2,722	3,532	2,527	2,539	2,133	1,916	2,177	1,556	29,638
Medical services	253,717	232,218	227,489	205,749	259,551	236,149	265,378	225,477	253,020	245,477	258,208	269,403	279,156	2,957,275
Moving & courier services	617,251	636,937	747,036	798,771	689,663	645,083	762,230	649,584	743,754	730,263	696,711	685,543	670,026	8,455,601
Repair shops (not auto)	25,514	24,229	29,800	29,845	30,797	30,134	33,336	31,203	34,949	30,393	30,719	30,239	32,534	368,178
Accounting services	23,872	17,004	17,315	14,174	18,726	14,767	16,374	10,710	14,005	12,016	11,893	16,877	21,776	185,637
Advertising, consultancy & PR	145,145	133,339	123,477	88,696	120,307	121,303	150,186	129,814	158,164	150,503	151,828	149,536	123,651	1,600,804
Computer programming	2,106,950	2,098,468	2,094,862	2,051,830	2,325,440	2,020,854	2,327,649	507,224	2,268,346	2,221,509	2,378,079	2,163,492	2,243,846	24,701,599
Farming services	19,711	19,793	19,991	17,107	18,935	20,546	21,252	18,102	26,389	27,653	22,453	21,086	20,655	253,962
Miscellaneous professional services	1,529,167	1,555,718	1,824,971	1,616,242	1,939,628	1,709,961	2,091,081	1,746,700	2,034,981	2,098,648	2,059,273	2,004,429	2,152,568	22,834,200
Intra-company purchases	0	717	15	0	0	0	0	0	0	0	0	21,467	0	22,199
Engineering services	21,387	21,167	22,334	22,525	21,091	19,678	23,333	17,743	22,440	21,841	19,322	21,293	18,031	250,798
Marina services	14,023	13,475	13,165	12,258	13,407	13,549	17,395	20,740	21,768	21,790	22,086	20,474	14,916	205,023
Wrecking & salvage yards	551	564	508	429	544	513	587	582	689	590	581	626	547	6,760
Pest control	2,636	2,753	2,936	2,240	2,759	2,383	3,292	3,425	4,228	3,678	3,741	3,629	3,317	38,381
Educational establishments	1,649,365	3,248,415	3,925,839	2,051,382	1,880,169	1,410,432	1,805,245	1,239,964	1,753,742	1,445,200	1,112,935	982,023	2,047,550	22,902,896
Child care services	11,294	14,536	13,693	10,734	14,342	13,654	15,326	12,803	16,818	15,203	18,525	15,926	15,040	176,600
Social, political & religious organisations	2,462,424	2,022,488	1,688,774	1,732,228	1,753,787	1,659,899	2,216,115	2,295,891	2,648,802	2,178,471	1,466,303	2,064,401	1,464,606	23,191,765
Government services	6,040,534	5,829,117	5,754,827	5,222,369	7,131,399	6,558,374	7,293,832	6,638,940	7,380,711	6,608,838	6,736,804	6,766,851	6,570,197	78,492,259
Miscellaneous services	1,350,510	1,227,198	1,279,915	1,323,191	1,321,192	1,158,165	1,344,451	1,153,024	1,369,451	1,509,125	1,498,207	1,432,326	1,443,388	16,059,633
Commercial equipment	390,803	369,144	436,117	332,642	401,379	348,906	404,665	329,460	374,921	353,666	344,825	341,400	390,077	4,427,202
<i>Other Services</i>	<i>21,490,599</i>	<i>22,594,129</i>	<i>23,959,796</i>	<i>20,936,318</i>	<i>23,281,603</i>	<i>20,743,080</i>	<i>24,378,908</i>	<i>20,694,824</i>	<i>25,620,299</i>	<i>23,550,286</i>	<i>23,072,718</i>	<i>23,134,057</i>	<i>24,250,864</i>	<i>276,216,882</i>
<b>Total services</b>	<b>80,157,011</b>	<b>87,983,112</b>	<b>86,826,568</b>	<b>85,964,835</b>	<b>99,910,669</b>	<b>93,165,832</b>	<b>107,814,646</b>	<b>95,108,713</b>	<b>107,450,610</b>	<b>94,554,701</b>	<b>100,766,968</b>	<b>97,517,611</b>	<b>105,326,977</b>	<b>1,162,391,242</b>
<b>TOTAL</b>	<b>150,002,757</b>	<b>163,655,608</b>	<b>187,332,048</b>	<b>171,287,452</b>	<b>188,606,571</b>	<b>173,127,330</b>	<b>202,763,873</b>	<b>168,667,714</b>	<b>192,983,267</b>	<b>173,155,524</b>	<b>177,710,710</b>	<b>174,204,382</b>	<b>179,934,651</b>	<b>2,153,429,130</b>







Table 4F Card expenditure statistics - Online (not seasonally adjusted)

Value of **total** card transactions

Detailed sector breakdown - services sectors (online, continued, not seasonally adjusted)

	September 2016	October 2016	November 2016	December 2016	January 2017	February 2017	March 2017	April 2017	May 2017	June 2017	July 2017	August 2017	September 2017	Total (latest 12 months)
Telecoms	96,854,327	105,554,218	126,216,996	120,176,783	117,723,726	103,356,792	119,442,551	115,285,424	115,703,774	115,655,090	124,815,398	120,941,373	126,246,159	1,411,118,284
Utilities	112,284,208	111,534,466	119,214,881	107,076,208	124,069,629	123,972,533	161,899,811	136,996,669	154,254,146	130,541,301	132,842,007	132,868,820	155,041,041	1,590,311,512
Contractors (residential & commercial)	14,648,681	11,271,968	11,852,929	8,869,638	14,191,161	10,697,708	13,989,219	13,044,288	14,185,231	13,842,227	13,321,354	13,655,756	17,405,768	156,327,247
Gardening services	909,601	689,974	581,785	385,732	459,615	646,312	1,313,847	1,616,511	1,717,206	1,424,568	1,297,132	1,285,302	894,242	12,312,226
Veterinary services	4,040,815	3,970,133	3,967,305	3,644,289	3,679,538	3,492,132	4,149,013	3,820,424	4,266,733	4,129,668	4,370,635	4,248,487	4,302,700	48,041,057
Photocopying & printing	26,514,805	26,978,841	30,001,734	25,907,150	26,369,846	23,104,389	27,176,190	21,826,265	24,661,217	23,773,494	21,281,092	22,806,940	27,947,688	301,834,846
Photographic studios	4,780,863	7,672,415	10,109,067	4,670,103	3,412,351	2,691,563	3,495,973	2,578,296	4,313,247	4,335,639	3,999,689	4,154,885	4,651,544	56,084,772
Beauty & barber shops	11,965,369	13,460,175	21,296,124	18,751,870	14,270,671	12,447,587	14,546,517	11,451,117	13,347,491	13,780,014	13,683,542	13,478,545	13,094,985	173,608,638
Employment agencies	727,357	680,322	704,960	812,239	2,080,823	1,891,525	2,129,005	1,575,156	1,676,719	1,623,717	1,554,647	1,616,812	1,637,628	17,983,553
Counselling services	654,143	768,428	854,047	752,442	849,787	698,829	653,369	476,278	719,343	654,119	650,090	666,132	623,995	8,366,859
Legal services	6,274,261	6,891,788	6,982,167	5,570,988	6,720,591	7,366,992	11,261,315	7,570,952	8,459,743	9,385,020	10,113,849	9,403,574	10,399,875	100,126,854
Laundry & cleaning	406,812	591,153	483,804	303,446	413,819	437,392	445,637	327,373	443,596	329,860	275,800	251,709	523,449	4,827,038
Funeral services	1,679,950	1,995,767	2,558,542	1,885,109	2,030,022	2,331,932	3,574,270	2,439,148	2,190,098	1,879,556	1,749,305	1,799,124	1,608,388	26,041,261
Medical services	23,327,191	20,982,172	20,494,925	18,396,237	22,305,252	21,587,510	24,936,179	20,862,194	23,805,992	22,932,756	24,075,315	25,829,714	26,385,998	272,594,244
Moving & courier services	18,573,974	17,807,829	21,039,858	21,124,991	19,197,425	17,900,816	22,553,629	18,319,146	21,275,977	21,795,626	21,342,132	20,849,774	21,008,882	244,216,085
Repair shops (not auto)	2,832,516	2,694,230	4,024,631	4,058,822	2,987,040	3,096,388	3,661,004	5,978,763	3,923,462	3,206,666	3,593,412	3,257,949	5,180,479	45,662,846
Accounting services	3,192,405	2,473,385	2,565,435	2,234,374	2,767,258	2,487,067	2,797,634	1,991,725	2,309,723	1,926,311	1,983,995	2,515,607	3,109,254	29,161,768
Advertising, consultancy & PR	6,612,499	6,166,047	6,049,787	4,597,039	6,133,405	5,944,221	7,465,586	6,470,703	7,971,687	7,352,789	7,064,259	7,325,381	6,152,208	78,693,112
Computer programming	129,063,436	129,072,443	132,468,443	130,046,023	145,076,499	127,046,831	153,758,533	26,371,902	152,420,815	155,820,904	153,525,960	140,208,390	144,169,646	1,589,986,389
Farming services	3,060,064	4,728,917	2,357,042	2,127,985	2,750,043	2,785,795	2,541,772	2,206,912	3,378,115	2,670,882	2,564,953	2,572,040	3,570,015	34,254,471
Miscellaneous professional services	223,664,337	197,481,706	192,224,413	190,069,861	275,149,694	190,083,183	251,287,159	251,865,308	254,180,663	255,916,141	259,114,184	268,797,548	333,131,290	2,919,301,150
Intra-company purchases	0	28,879	802	0	0	0	0	0	0	0	0	379,579	0	409,260
Engineering services	3,827,849	4,194,861	4,311,084	3,819,097	3,903,715	3,809,491	4,754,376	3,849,661	4,506,759	4,293,094	3,948,919	4,042,887	3,842,041	49,275,985
Marina services	1,834,657	1,629,334	1,686,344	1,409,389	2,105,539	3,691,906	3,593,729	3,455,911	3,882,451	4,161,910	3,996,450	3,347,797	2,107,293	35,068,053
Wrecking & salvage yards	74,223	76,295	71,331	55,740	75,297	76,062	85,984	86,299	100,821	84,462	80,832	92,869	84,755	970,747
Pest control	136,999	127,480	135,201	96,248	122,622	107,747	157,649	161,037	197,266	187,511	228,233	179,126	206,786	1,906,906
Educational establishments	697,941,137	544,500,420	290,530,055	178,883,669	473,779,399	223,631,244	177,891,543	239,598,950	251,936,897	158,094,806	156,639,218	268,891,984	824,798,598	3,789,176,783
Child care services	1,789,022	2,065,528	1,962,416	1,880,607	2,332,232	2,161,601	2,487,176	2,035,911	2,560,135	2,364,183	2,781,444	2,415,102	2,182,270	27,228,605
Social, political & religious organisations	152,059,108	166,615,399	138,486,121	162,478,224	174,643,556	142,529,490	174,602,281	157,782,826	177,999,704	172,002,591	136,651,036	156,821,835	136,065,148	1,896,678,211
Government services	2,130,074,095	2,445,273,445	2,816,682,563	2,806,601,703	4,889,749,875	3,678,556,189	2,635,803,054	2,577,731,640	2,448,103,504	2,311,872,362	2,978,847,863	2,432,715,140	2,387,122,199	34,409,059,537
Miscellaneous services	61,452,002	58,702,535	66,144,206	65,053,038	76,229,300	62,505,285	71,636,613	62,919,436	71,545,473	74,359,270	73,123,117	71,388,955	77,773,040	831,380,268
Commercial equipment	38,867,067	36,974,862	43,436,587	31,244,441	38,984,669	34,419,917	41,298,386	34,423,121	38,107,347	38,595,138	37,528,662	37,742,109	41,153,093	453,908,332
<i>Other Services</i>	<i>3,780,123,773</i>	<i>3,933,655,415</i>	<i>4,079,495,585</i>	<i>3,922,983,485</i>	<i>6,454,564,399</i>	<i>4,815,556,429</i>	<i>3,945,389,004</i>	<i>3,735,119,346</i>	<i>3,814,145,335</i>	<i>3,558,991,675</i>	<i>4,197,044,524</i>	<i>3,776,551,245</i>	<i>4,382,420,457</i>	<i>50,615,916,899</i>
<b>Total services</b>	<b>9,700,862,473</b>	<b>10,112,749,439</b>	<b>10,216,992,267</b>	<b>9,879,507,521</b>	<b>13,927,302,904</b>	<b>11,659,582,255</b>	<b>12,476,333,593</b>	<b>11,992,218,723</b>	<b>11,792,575,363</b>	<b>11,132,746,207</b>	<b>12,140,731,483</b>	<b>11,282,711,907</b>	<b>11,584,162,163</b>	<b>138,197,613,825</b>
<b>TOTAL</b>	<b>12,965,399,700</b>	<b>13,633,846,881</b>	<b>14,681,609,629</b>	<b>13,893,545,610</b>	<b>17,687,180,948</b>	<b>14,873,365,895</b>	<b>16,396,646,939</b>	<b>15,188,777,944</b>	<b>15,641,511,021</b>	<b>14,811,293,829</b>	<b>15,788,123,407</b>	<b>14,855,390,476</b>	<b>15,222,280,404</b>	<b>182,673,572,983</b>